

STATE IOWA STATE CYCLONES STATE

2016-17 MEN'S HOOPS NOTES



IOWA STATE (11-6, 3-3 BIG 12) VS. OKLAHOMA (8-9, 2-4 BIG 12)

SATURDAY, JAN. 21 | 1 PM CST

NORMAN, OKLA. | LLOYD NOBLE CENTER (11,562)

Radio: Cyclone Radio Network/Learfield; TuneIn Radio App
CRN Talent: John Walters (pxp); Eric Heft (analyst)
TV: ESPN2
Talent: Bob Wischusen (pxp); Fran Fraschilla (analyst)
Sirius/XM: 80/80/80 (internet)
Live Video: WatchESPN
Live Stats: CycloneStats.com

2016-17 SCHEDULE/RESULTS

11-6, 3-3 Big 12 (home: 7-2, away: 1-3, neutral: 3-1)

NOVEMBER

6	Sioux Falls (exh.) (Ctv)	W, 101-57
11	Savannah State (Ctv)	W, 113-71
14	Mount St. Mary's (Ctv)	W, 73-55
20	The Citadel (Ctv)	W, 130-63
24	^vs. Indiana State (ESPN2)	W, 73-71
25	^vs. Miami (ESPN2)	W, 73-56
27	^vs. #11 Gonzaga (ESPN)	L, 73-71

DECEMBER

1	Cincinnati (ESPN)	L, 55-54 (OT)
5	Omaha (Ctv)	W, 91-47
8	%at Iowa (ESPN2)	L, 78-64
17	&vs. Drake (MC22)	W, 97-80
20	Mississippi Valley State (Ctv)	W, 88-60
30	*Texas Tech (ESPNNews)	W, 63-56

JANUARY

4	*at No. 2 Baylor (ESPNNews)	L, 65-63
7	*Texas (ESPN2)	W, 79-70
11	*at Oklahoma State (ESPNU)	W, 96-86
14	*at TCU (Fox Sports SW/Midwest)	L, 84-77
16	*No. 2 Kansas (ESPN)	L, 76-72
21	*at Oklahoma (ESPN2)	1 p.m.
24	*Kansas State (ESPN2)	8 p.m.
28	*at Vanderbilt (ESPN2)	3 p.m.
31	*West Virginia (ESPN2)	8 p.m.

FEBRUARY

4	*at Kansas (ESPN/2)	5 or 7 p.m.
7	*at Texas (ESPN2)	8 p.m.
11	*Oklahoma (ESPN2)	5 p.m.
15	*at Kansas State (ESPN2)	6 p.m.
18	*TCU (ESPNNews)	5 p.m.
20	*at Texas Tech (ESPNU)	8 p.m.
25	*Baylor (ESPN/2)	3 or 5 p.m.
28	*Oklahoma State (ESPN2)	8 p.m.

MARCH

3	*at West Virginia (ESPN2)	6 p.m.
8-11	#Phillips 66 Big 12 Championship	

Home games in bold *Big 12 Conference game
 ^Advocate Invitational, Orlando, Fla. \$SEC/Big 12 Challenge
 &Hy-Vee Classic, Des Moines, Iowa %Iowa Corn Cy-Hawk Series
 #Phillips 66 Big 12 Championship, Kansas City, Mo.

IOWA STATE QUICK FACTS

Location	Ames, Iowa
Enrollment	36,660
Nickname/Mascot	Cyclones/Cy
Colors	Cardinal & Gold
Arena	Hilton Coliseum (14,384)
President	Dr. Steven Leath
Director of Athletics	Jamie Pollard
Website	Cyclones.com
All-Time Record	1,327-1,287 (.508)
Facebook	Iowa State Men's Basketball
Twitter	@CycloneMBB
Instagram	Cyclonembb

PRONUNCIATION GUIDE

Steve Prohm	rhymes with Rome
Darrell Bowie	B00-ee
Wes Greder	GRE-dur
Merrill Holden	Muhrl
Ray Kasongo	kuh-SAHN-go
Jakolby Long	Juh-KOH-bee
Nazareth Mitrou-Long	me-TRUE
Monté Morris	MAHN-tay
Daniyal Robinson	dan-YELL
Nick Weiler-Babb	WHY-ler

**Audio pronunciations are available on the MBB roster on Cyclones.com.

GAME #18-OKLAHOMA

• Iowa State travels to Oklahoma in search of its first win in Norman since the 2011-12 season...the Cyclones are looking to end a two-game skid...ISU has not had a three-game losing streak under the direction of Steve Prohm.

#CYCLONENOTES

• ISU has suffered six losses, with four of them coming to teams (Kansas, Baylor, Gonzaga, Cincinnati) that are all ranked in the top-25, including three in the top-10, and own a combined record of 67-4...ISU has lost those games by a total of 9 points.

• Iowa State is one of 10 schools that hasn't suffered a 15-point loss since the start of the 2015-16 season (under Steve Prohm)...the streak actually dates back to 2014-15, which leaves ISU as one of five programs without a 15-point loss in that time.

• Iowa State ranks among KenPom.com's top 40 in both adjusted offensive efficiency (36) and defensive efficiency (25)...the Cyclones are No. 23 in KenPom's rankings.

• ISU is averaging 11.5 steals the last four games, which included 13 against Oklahoma State...the Cyclones have had at least 10 steals in each of those four games...Monté Morris has 13 steals the last four games.

• ISU continues to rank among the nation's top teams in taking care of the basketball...the Cyclones average 9.8 turnovers per game, which leads the Big 12 and is fourth nationally (Michigan, Notre Dame, Stony Brook)...ISU's turnover percentage of 13.5 ranks first nationally...ISU is averaging just 8.5 turnovers in league games, 3.5 fewer than the next best team (Texas Tech)...in league games, ISU owns a league-best +7.5 TO margin.

• In conference action, ISU leads the Big 12 with 9.0 three-pointers made per game...the Cyclones are shooting 38 percent behind the arc as a team in league play, with Morris fourth shooting 52 percent behind the arc against Big 12 foes.

• Morris, who was named to the Wooden Award Midseason Top 25, has been at his best since the schedule flipped to Big 12 play...in six games, Morris is leading the Cyclones with 18.3 points, a team-best 6.0 rebounds and 6.2 assists (second in league) per game...Morris and KU's Josh Jackson are the only players in Big 12 action to rank among the league's top-15 in scoring, rebounding and assists...in conference action, Morris has 37 assists and just four turnovers.

• Morris has posted 20+ points in three of six Big 12 games...in the last three games he is averaging 20.7 points and shooting 51.1 percent from the field and 63.6 percent behind the arc (7-11).

• Nazareth Mitrou-Long and Matt Thomas have both surpassed 200 career 3-pointers made...they are just the fifth set of Big 12 teammates to have 200 made 3-pointers at the same time/

• Mitrou-Long has led the Cyclones in scoring the last 10 games after going scoreless against Cincinnati on Dec. 1...since that time, the senior sharpshooter is averaging 17.8 points and shooting 56.5 percent from the field and 43.1 percent behind the arc...Mitrou-Long sits 11 points away from becoming the 33rd player in school history to score 1,000 points.

• Deonte Burton scored 21 points against No. 2 Kansas...he is leading the Cyclones in blocks (21) and is tied for the team lead in steals (25)...the last player to lead the Cyclones in both categories was Royce White (2011-12).

• Morris needs three steals to become the second player in school history, third in Big 12 history and 15th in NCAA Division I since 2010 to get 1,000 points, 600 assists and 200 steals.

2016-17 IOWA STATE CYCLONES

Possible Starters

No-Name	Pos.	Ht.	Wt.	Yr.	Hometown (Last School)	Pts.	Reb.	Asst.
30-Deonte Burton	G	6-5	250	Sr.#	Milwaukee, Wis. (Marquette)	12.9	6.8	1.5*
2016 Big 12 Newcomer of the Year; has posted five 20-point games this season.								
15-Nazareth Mitrou-Long	G	6-4	203	Sr.#	Mississauga, Ontario (St. Martin)	15.8	4.6	2.9
206 career 3-pointers made; 11 points away from 1,000 in his career; 1st in Big 12 w/2.6 3FGM per game.								
11-Monté Morris	G	6-3	175	Sr.	Flint, Mich. (Beecher)	15.9	5.1	5.9
1,404 career pts; 14 assists from ISU career record (Hornacek); only player nationally w/15-5-5 and >2 TO.								
21-Matt Thomas	G	6-5	193	Sr.	Onalaska, Wis. (Onalaska)	11.0	4.5	1.5
3rd player in ISU history w/200 career 3-pointers made; 927 career pts; has hit a three in 41 of his last 42 games.								
10-Darrell Bowie	F	6-8	218	Sr.#	Milwaukee, Wis. (Northern Illinois)	7.8	5.1	1.0*
Has started last eight games; six games this season with 10+ points; playing 100th college game.								

Reserves

1-Nick Weiler-Babb	G	6-5	205	So.#	Arlington, Texas (Martin)	5.3	4.4	1.2*
4-Donovan Jackson	G	6-2	175	Jr.	Milwaukee, Wis. (Iowa Western CC)	4.9	0.9	1.7
33-Solomon Young	F	6-8	240	Fr.	Sacramento, Calif. (Sacramento)	4.3	2.6	0.5&
5-Merrill Holden	F	6-8	224	Sr.	Chicago, Ill. (Louisiana Tech)	3.5	2.2	0.4&
13-Jakolby Long	G	6-5	208	Fr.	Mustang, Okla. (Mustang)	2.2	1.8	0.2
00-Simeon Carter	F	6-8	227	So.	Charlotte, N.C. (West Charlotte)	2.0	1.0	0.0
23-Wes Greder	G	6-5	189	Fr.#	Ames, Iowa (Gilbert)	0.0	0.6	0.2&
24-Stuart Nezek	C	6-10	245	Sr.	River Forest, Ill. (Fenwick)	1.5	0.8	0.3
2-Cameron Lard	F	6-9	220	Fr.	Natchitoches, La. (Pro Vision Academy)	-	-	-
3-Ray Kasongo	F	6-9	230	Jr.+	Toronto, Ontario (Tennessee)	Redshirting		

HC: Steve Prohm (Alabama, 1997) Record at ISU: 34-18/2 Overall: 138-47/6

Assts.: Neill Berry (SE Louisiana, 2004), Daniyal Robinson (Ark.-Little Rock, 1999), William Small (Belhaven, 1993), Micah Byars (West Florida, 2006), David Hobbs (VCU, 1972), Nate Schmidt (Denison, 2014)


#Has Redshirted +Redshirting This Season &Blocks *Steals

Contact Matt Shoultz, Assistant Director for Communications

Iowa State Athletics Jacobson Athletic Building Ames, IA 50011-1140 515-520-7642 mshoultz@iastate.edu @mjshoultz

STEVE PROHM

Head Coach • 2nd Season • @CoachProhm



Born: July 12, 1974 (42 years old)
Hometown: Vienna, Va.
High School: Northwest Whitfield (Tunnel, Hill, Ga.)
College: Alabama, '97
Year in coaching: 19th
Wife: Katie **Child:** Son: Cass

PROHM COACHING EXPERIENCE

1998-99	Assistant Coach	Centenary
1999-05	Assistant Coach	SE Louisiana
2005-06	Assistant Coach	Tulane
2006-11	Assistant Coach	Murray State
2011-15	Head Coach	Murray State
2015-pres.	Head Coach	Iowa State

PROHM YEAR-BY-YEAR

Year	School	Record	Pct.
*2011-12	Murray State	31-2	.939
2012-13	Murray State	21-10	.677
2013-14	Murray State	23-11	.676
2014-15	Murray State	29-6	.829
*2015-16	Iowa State	23-12	.657
2016-17	Iowa State	11-6	.647

TOTAL: overall (138-47, .746) conf. (67-21, .761)

AT ISU: overall (34-18, .654) Big 12 (13-11, .542)

*Denotes NCAA Tournament

PROHM NOTES

- Named 20th head coach in Iowa State history on June 8th, 2015.
- Entering 2016-17, his .756 winning percentage ranked sixth nationally among active NCAA Division I head coaches with at least 5 years experience.
- 2012 Basketball Times National Coach of the Year.
- Two-time Ohio Valley Conference Coach of the Year (2012, 2015).
- Coached three conference player of the year winners in five years as head coach.
- ISU player Georges Niang was a consensus All-American and Karl Malone Award winner under his guidance.
- Led ISU to second-ever win against No. 1 foe when they beat Oklahoma in 2015-16.

NBA DRAFT PICKS UNDER PROHM

2016	Georges Niang, 50th to Indiana Abdel Nader, 52nd to Boston
2015	Cameron Payne (Murray), 14th to Oklahoma City
2013	Isaiah Canaan (Murray), 34th to Houston

MILESTONE WINS

Win	Date	Opponent	Score
1	11-11-11	Harris-Stowe	76-49
50	2-20-13	Morehead State	106-100
100	2-26-15	Eastern Illinois	65-57
105	11-13-15	Colorado (1st win at ISU)	68-62

IOWA STATE QUICK HITTERS

- Iowa State has sold out 25 of the last 29 games at Hilton Coliseum...ISU is 21-4 at Hilton Coliseum under Prohm.
- ISU has been to a school-record five consecutive NCAA Tournaments...the Cyclones have made two Sweet 16 appearance in the last three seasons...ISU seeks to become the first school from the state of Iowa to reach six consecutive NCAA Tournaments.
- The Cyclones have won two of the last three Big 12 Tournament titles.
- Wins By Big 12 Teams Since 2011-12: Kansas 163, Baylor 142, Iowa State 134.
- ISU has won 20 games the last five seasons...Steve Prohm has won at least 20 games in each of his five seasons as a head coach...among current Big 12 coaches, only he, Texas coach Shaka Smart and TCU's Jamie Dixon accomplished that in their first five years as a head coach.
- Iowa State is one of 29 schools to win 20+ games the last five seasons...only 13 teams in the nation's top-six conferences (Big East, ACC, Big 12, Big Ten, Pac-12, SEC) have won 20+ games five consecutive seasons.
- The Cyclones have won at least 10 league games in each of the last five seasons, which is a school record.
- The Cyclones have won 39 of their last 44 games at home, including 20 of 24 league games.
- ISU has led the Big 12 in scoring the last four seasons, joining Kansas (2000-03) as the only teams to lead the league four consecutive seasons.
- The Cyclones are 27-9 under Prohm when committing less turnovers than their opponent...ISU has had fewer turnovers than its opponent in 16 of 17 games this season, including seven games with less than 10 miscues.
- Morris has 651 assists and 142 turnovers in 122 career games...ISU is 54-19 when Morris has at least five assists.
- Morris has 13 career games with 10 or more assists...his assist-to-turnover ratio in those games is 8.7 (139 assists/16 turnovers)...the rest of the Big 12 players have a combined eight 10-assist games.
- ISU is 7-0 this season and 17-3 under Prohm when outrebounding its opponent.
- ISU has held five of its opponents to 59 points or less this season after doing so just three times in 35 games last season.
- Morris has one of 17 triple-doubles in the nation this season.
- Nick Weiler-Babb has 30 assists and just 12 turnovers...in his two collegiate seasons (freshman year at Arkansas), Weiler-Babb owns a 2.6 assist-to-turnover ratio.
- ISU's turnover margin is +5.8...last three seasons: 2015-16: +0.8; 2014-15: +1.9; 2012-13: +1.1.
- ISU is ranked 331st nationally with just 267 free throws attempted (15.7 per game).
- ISU's three starting guards (Morris, Thomas, Mitrou-Long) are shooting a combined 81.8 percent from the FT line (81-99)...Thomas has made 51 of his last 54 free-throw attempts.
- The duo of Thomas (11), Mitrou-Long (10) are both riding streaks of at least 10 games with a made 3-pointer.
- Mitrou-Long, Morris and Thomas have a combined assist-to-turnover ratio of 2.73 (175 assists-64 turnovers).
- In games which he hits a 3-pointer, Donovan Jackson is averaging 9.1 points and shooting 54.2 percent (26-48) from the field and 57.6 percent (19-33) from 3-point range.
- The Cyclones are averaging 10.1 made three-pointers over the last eight games while shooting 40.5 percent as a team.
- ISU is 7-1 when Weiler-Babb has five or more rebounds.
- Entering the season, 66.1 percent of Mitrou-Long's made field goals were 3-pointers...this season that number is 44.8 percent.
- ISU has the top scoring game in the Big 12 this season (Mitrou-Long, 37) and in league games only (Morris, 30).
- Morris is currently leading the Big 12 with 5.9 assists per game...he is trying to become the first player to lead the league three consecutive seasons since Doug Gottlieb (Oklahoma State) did it from 1998-2000.
- In the last three games, Morris is averaging 20.7 points and shooting 63.6 percent on threes.
- Morris and Mitrou-Long average a combined 31.7 points.
- Morris is the second player in school history to record four 100-assist seasons (Gary Thompkins, 1985-88).

IOWA STATE-OKLAHOMA SERIES NOTES

- Oklahoma owns a 115-85 edge in the all-time series as the teams meet for the 201st times...OU leads 63-23 in Norman with the Cyclones looking for their first win there since the 2011-12 season...the teams split the regular season last year, and OU won the Big 12 Tournament meeting...the three contests were decided by a total of 12 points.
- In four of the last six games, the winning team has come back from a double-digit deficit.
- Steve Prohm is 1-2 all-time against Oklahoma and Lon Kruger.
- ISU is 356-551 all-time against current Big 12 schools.

LAST TIME OUT - CYCLONES DROP HOME MEETING WITH KANSAS

- Iowa State fell to Kansas, 76-72, despite a late run that had them within a field goal with under a minute to go...Kansas shot 54.8 percent to overcome just five free throw attempts in the game.
- The Cyclones were led by Morris (23) and Burton (21), while Mitrou-Long also chipped in 18 points...Morris also had seven boards, seven assists and four steals in the loss.

IOWA STATE TEAM QUICK FACTS

- Iowa State is playing its 110th season of men's basketball and the second under head coach Steve Prohm in 2016-17...the Cyclones have made the NCAA Tournament five seasons in a row.
- Iowa State's 2016-17 roster includes 14 players from eight states and two countries (U.S., Canada)...the Cyclones have three players from Milwaukee and four total from Wisconsin...ISU also has two players from the province of Ontario...Iowa State has five left-handed players on its roster (Bowie, Burton, Jackson, Long, Nezek).
- ISU returned 42.9 percent of its scoring, 34.1 percent of rebounding, 26.1 percent of blocks and 55.0 percent of steals from 2015-16.
- Iowa State was picked to finish fourth by the league's coaches...the Cyclones were the only team other than Kansas to garner a first-place vote.
- Iowa State has posted five-straight 10-win league seasons: 2012 (12), 2013 (11), 2014 (11), 2015 (12), 2016 (10).

DEFENSIVE STATE OF MIND

- ISU has more steals than 14 of its 17 opponents...the Cyclones' 13 steals against OSU were its most against a Big 12 opponent since 2005-06 (Kansas).
- ISU has at least 10 steals in four consecutive games and are second in steals per game in league play (9.2).

MORRIS LEADING THE WAY

- Morris entered the year with great expectations after being named Big 12 Preseason Player of the Year and an AP Preseason All-American. He has lived up to the hype.
- He is the only player nationally averaging 15 points, 5 rebounds, 5 assists and less than two turnovers.
- In ISU history, there have only been two seasons posted with 15-5-5, as Morris is currently averaging:

DeAndre Kane, 2013-14, 15.9-5.1-5.7

Curtis Stinson, 2005-06, 19.4-5.2-5.5

- His three games with 20 points, 5 assists and zero turnovers are the most nationally.
- Against The Citadel, Morris recorded the fifth triple-double (17 pts-10 rbs-10 assts) in school history and the 15th in Big 12 history. He became just the 14th Division I player since 1996-97 to record a triple-double with assists while committing zero turnovers. Recording it in just 22 minutes matched the fastest triple-double in Division I since 1996-97.

MITROU-LONG'S BIG NIGHT

- Mitrou-Long got his stroke back in a big way against Drake. The senior, who earned Big 12 Player of the Week honors for his efforts, tallied a career-high 37 points, making 14-of-18 field goals and 8-of-12 3-pointers in ISU's 17-point win at Wells Fargo Arena in Des Moines.
- He set arena records for points, field goals made, 3-pointers made and 3-pointers attempted.
- His 37-point outburst was the most by a Cyclone since Melvin Ejim scored 48 against TCU in 2014...it is also the most points scored in the Big 12 this season.

EFFICIENT

- Under Steve Prohm, ISU ranks among the nation's leaders in games shooting 50 percent or better from the field.

1. Saint Mary's, 32
Kentucky, 32
3. North Carolina, 31
3. Creighton, 30
Kansas, 30
6. Gonzaga, 28
7. Utah, 27
8. Iowa State, 26
Indiana, 26
Villanova, 26

130 POINTS

- Iowa State set a school record against The Citadel, scoring 130 points in a 67-point win. It is the most points scored in college basketball against a Division I opponent this season.

MORRIS AMONG NATION'S CAREER LEADERS

- Morris ranks among the nation's top three active players in both career assists and steals:

ASSISTS

Maurice Watson Jr., Creighton	801
Monté Morris, Iowa State	651

STEALS

Paris Lee, Illinois State	219
Monté Morris, Iowa State	197
**As of 1/17	

1,000-600-200

- Morris has a chance to join former Cyclone and current New York Knicks head coach Jeff Hornacek as the only players in school history to score 1,000 points, dish out 600 assists and record 200 steals:

Jeff Hornacek	1,313 pts-665 assts-211 stls
---------------	------------------------------

Hornacek played 14 seasons in the NBA, was an NBA All-Star (1992) and has his No. 14 jersey retired by the Utah Jazz.

- Only two players in the history of the Big 12 are members of the 1,000-600-200 club:

Aaron Miles, Kansas	1,183 pts-954 assts-264 stls
Kirk Hinrich, Kansas	1,753-668 assts-206 stls

- Since 2010, only 14 Division I players have scored 1,000 points and recorded 600 assists and 200 steals. Only four have posted 1,500 points, 700 assists and 200 steals.

ZIP, ZERO, NADA, NONE

- Morris has 43 career games without committing a single turnover.

> MORRIS CAREER GAMES (# OF TURNOVERS)

Turnovers	Games
0	43
1	36
2	28
3	9
4+	5

- He has 20 games with 9 or more assists, compared to just 14 games with 3 or more turnovers.
- Since 2007-08, no player in Division I has posted four seasons with at least 130 assists and less than 60 turnovers...Morris has a chance to accomplish that feat.

BACK-TO-BACK PRESEASON ALL-AMERICANS

- Iowa State is the only team in the nation to have an Associated Press Preseason All-American the last two seasons. Morris earned a spot on the team this season, a year after Georges Niang was on the team a year ago.

MORRIS BIG 12 PRESEASON PLAYER OF YEAR

- Morris was selected as the Big 12 Preseason Player of the Year by the league's coaches. He is the first Cyclone to be picked as the top player in the preseason since Jamaal Tinsley in 2000. Tinsley went on to win the postseason award as well.



BIG 12 ROUNDUP- 2016-17

	Big 12	Overall
Kansas	6-0	17-1
Baylor	5-1	17-1
West Virginia	4-2	15-3
Kansas State	3-3	14-4
Texas Tech	3-3	14-4
TCU	3-3	14-4
Iowa State	3-3	11-6
Oklahoma	2-4	8-9
Texas	1-5	7-11
Oklahoma State	0-6	10-8

ISU AGAINST BIG 12 FOES

Opponent	Series Record	Since 13-14	Streak
Baylor	ISU leads, 17-15	2-6	L5
Kansas	KU leads, 179-63	4-5	L2
Kansas State	KSU leads, 137-85	5-2	W2
Oklahoma	OU leads, 115-85	4-4	L1
Okla. State	OSU leads, 63-61	7-0	W8
Texas	UT leads, 18-16	6-2	W2
Texas Tech	ISU leads, 17-13	5-2	W1
TCU	ISU leads, 9-6	6-1	L1
West Virginia	ISU leads, 5-3	3-3	L2

NCAA RANKINGS (TOP-25)

RPI	51
-----	----

Players	Category	Stats (Ranking)
Morris	Assist/TO Ratio	5.26 (1)
	Assists Per Game	5.9 (17)
	Triple-Doubles	1 (1)

Team	Category	Stats (Ranking)
	Assist/TO Ratio	1.66 (4)
	Fewest Fouls	254 (4)
	Fewest Turnovers	166 (3)
	Personal Fouls Per Game	14.9 (6)
	Scoring Margin	+13.6 (23)
	Turnover Margin	+5.8 (5)
	Turnovers Per Game	9.8 (4)

*As of 1/17

TRIPLE-THREAT

• Iowa State's trio of Mitrou-Long, Morris and Thomas are among the nation's top 3-point threats nationally:

School (Players)	3-Pointers Made
NJIT (Lynn, Coleman, Jenkins)	670
Central Michigan (Hibbits, Kozinski, Rayson)	605
Iowa State (Morris, Mitrou-Long, Thomas)	531

200 TRIPLES

• Matt Thomas and Nazareth Mitrou-Long became just the fifth set of teammates to have 200 career 3-pointers made at the same time. The others:

Kareem Rush & Clarence Gilbert, Missouri
Kim English & Marcus Denmon, Missouri
LaceDarius Dunn & Tweety Carter, Baylor
Obi Muonelo & James Anderson, OK State

EXPERIENCE APLENTY

• Iowa State lost a lot with the graduation of Georges Niang, Abdel Nader and Jameel McKay, but the Cyclones still have plenty of experience on the team:

Player	Games Played	Started
M. Morris	122	103
N. Mitrou-Long	113	65
M. Thomas	120	59
D. Burton	83	27
D. Bowie	99	74
M. Holden	63	26
N. Weiler-Babb	43	0
TOTAL	643	354

• ISU is one of four schools nationally starting four seniors (Jacksonville, Little Rock, NC Central).

ISU: WHERE NEWCOMERS COME FOR SUCCESS

• In the last five years, ISU has had the Big 12's New-comer of the Year four times:

2012: Royce White (13.4 pts, 9.3 rbs, 5.0 assts)
2013: Will Clyburn (14.9 pts, 6.8 rbs)
2014: DeAndre Kane (17.1 pts, 6.8 rbs, 5.9 assts)
2016: Deonte Burton (9.7 pts, 3.9 rbs)

ISU has three transfers eligible this season: Darrell Bowie, Merrill Holden, Nick Weiler-Babb.

HILTON MAGIC

• Hilton Coliseum has long been considered one of the toughest places to play in college basketball. Built in 1971, ISU has recorded a 75.6 pct. winning mark (529-171).
• Iowa State sold a school-record 12,226 season tickets for 2016-17.
• ISU has been ranked in the top-30 nationally in attendance the last seven seasons.
• Iowa State has 53 sellouts in the last five seasons.
• ISU is 83-9 in the last six seasons at home...ISU is 41-7 against Big 12 foes in that time.
• ISU has won five home games in the last six seasons after trailing by 14 or more points in the second half.

IOWA STATE VS. RANKED OPPONENTS

• Iowa State is 96-248 all-time against ranked opponents (ranked at tip)...ISU is 0-3 this season against teams that were ranked at time of tip off...ISU's 22 wins against ranked opponents since 2013-14 are the third-most nationally.
• ISU has defeated 18 of its last 23 ranked opponents in Hilton Coliseum.
• ISU is 6-9 against ranked non-conference foes at Hilton Coliseum. The Cyclones have won the last five meetings: 2014-15: #18 Arkansas; 2013-14: #23 Iowa; 2013-14: #7 Michigan; 2005-06: #12 Iowa; 2004-05: #19 Virginia.

At Home: 64-74

On Road: 12-126

Neutral Site: 20-48

WINS VS. TOP-25 LAST FOUR SEASONS

1.	Kansas	30
2.	Oklahoma	24
3.	Iowa State	22
	Baylor	22
5.	Wisconsin	21
6.	Duke	20
	N. Carolina	20
	Villanova	20
9.	Kentucky	18
	Michigan State	18

FROM DISTANCE

• Iowa State has made a 3-pointer in 318 consecutive games...the last time the Cyclones were shut out from beyond the arc was on Nov. 9, 2007 vs. Winston-Salem State.
• ISU has led the Big 12 in 3-pointers made in four of the last six seasons.
• Monté Morris, Nazareth Mitrou-Long and Matt Thomas have combined for 531 career made 3-pointers, the third-most by any three teammates in the nation.

CYCLONES SIGN THREE 4-STAR RECRUITS

• Steve Prohm's second signing class was the top class in school history during the internet recruiting era. The class ranked No. 19 by 247sports and included three four-star commits:

Lindell Wigginton - No. 1 Canadian Recruit
(6-2/G/Dartmouth, Nova Scotia/Oak Hill Academy)
Terrence Lewis - No. 59 by ESPN
(6-5/G/Milwaukee, Wis./Riverside)
Darius McNeill - Four-star by ESPN
(6-5/G/Milwaukee, Wis./Riverside)

AWARDS & HONORS

PRESEASON

All-Big 12

Monté Morris

Preseason Big 12 Player of the Year

Monté Morris

Naismith Trophy Watch List

Monté Morris

Bob Cousy Award Watch List

Monté Morris

Wooden Award Preseason Top 50

Monté Morris

Lute Olson Award Watch List

Monté Morris

Associated Press Preseason All-America

Monté Morris

Sports Illustrated Preseason All-America

Monté Morris (second team)

NBCSports.com Preseason All-America

Monté Morris (second team)

CBSports.com Preseason All-America

Monté Morris (second team)

IN SEASON

Big 12 Player of Week

Monté Morris, Nov. 21

Nazareth Mitrou-Long, Dec. 19

AdvoCare Invitational All-Tournament Team

Deonte Burton

Wooden Award Midseason Top 25

Monté Morris

IOWA STATE IN THE AP/COACHES TOP-25

Preseason -	24/NR	Jan. 16 -	RV/NR
Nov. 14 -	20/23	Jan. 23 -	-
Nov. 21 -	21/22	Jan. 30 -	-
Nov. 28 -	19/21	Feb. 6 -	-
Dec. 5 -	25/25	Feb. 13 -	-
Dec. 12 -	RV/NR	Feb. 20 -	-
Dec. 19 -	RV/NR	Feb. 27 -	-
Dec. 26 -	RV/NR	March 6 -	-
Jan. 2 -	RV/NR	March 13 -	-
Jan. 9 -	RV/RV	Postseason -	-
AP/Coaches			

TEAM MISCELLANEOUS STATS

LARGEST LEAD	68-The Citadel
LARGEST MARGIN OF VICTORY	67-The Citadel
LARGEST DEFICIT	18-Gonzaga
LARGEST MARGIN OF DEFEAT	14-Iowa
LARGEST HALFTIME LEAD	40-The Citadel
LARGEST HALFTIME DEFICIT	15-Gonzaga, Iowa
LARGEST IOWA STATE RUN	18-The Citadel
LARGEST OPPONENT RUN	12-Miami, TCU

SHOOTING PERCENTAGE IN A HALF

High			
ISU	65.1% (28-43)	2nd vs. The Citadel (11-20-16)	
Opp.	66.7% (18-27)	1st vs. Oklahoma State (1-11-17)	
Low			
ISU	28.9% (11-38)	2nd vs. Indiana State (11-24-16)	
Opp.	17.5% (7-40)	1st vs. The Citadel (11-20-16)	

BENCH SCORING

	Points	PPG	Pct. of Scoring
ISU	333	19.6	24.2%
Opp.	353	20.8	30.8%

Season High - 49 vs. The Citadel (11-20-16)

RECORD WITH STARTERS

Burton, Holden, Mitrou-Long, Morris, Thomas	6-3
Burton, Bowie, Mitrou-Long, Morris, Thomas	5-3

DOUBLE-DIGIT SCORING RECORDS

1 player	0-0	2 players	1-0	3 players	4-4
4 players	2-1	5 players	3-1	6 players	0-0
7 players	0-0	8 players	1-0		

STREAKS

All Opponents

Total	Lost 2	Home	Lost 1
Road	Lost 1	Neutral	Won 1

Big 12 Conference Opponents

Total	Lost 2	Home	Lost 1
Road	Lost 1	Neutral	Lost 1

Non-Conference Opponents

Total	Won 2	Home	Won 2
Road	Lost 2	Neutral	Won 1

AP/Coaches Top-25 ranked Teams

Total	Lost 8	Home	Lost 1
Road	Lost 5	Neutral	Lost 3

- Last win over ranked team: February 13, 2016-#24 Texas, 85-75
- Last home win over ranked team: February 13, 2016-#24 Texas, 85-75
- Last road win over ranked team: December 22, 2015-#22 Cincinnati, 81-79
- Last neutral win over ranked team: March 14, 2015-#9 Kansas, 70-66

THE LAST TIME IOWA STATE...

Scored 100 pts: 130 vs. The Citadel (11-20-16)
Shot 60 pct. from field: 60.5 (52-86) vs. The Citadel (11-20-16)
Shot under 30 pct. from field: 29.7 (19-64) vs. Maryland (11-25-14)
Had 10 3-pointers: 10 vs. Oklahoma State (1-11-17)
Had 40 FT attempts: 41 vs. Drake (12-15-09)
Had 50 rebounds: 63 vs. The Citadel (11-20-16)
Had 60 rebounds: 63 vs. The Citadel (11-20-16)
Had 30 assists: 31 vs. The Citadel (11-20-16)
Had 10 steals: 11 vs. Kansas (1-16-17)
Had six players with 10 pts: 8 vs. The Citadel (11-20-16)
 (Bowie, Holden, Jackson, Mitrou-Long, Morris, Thomas, Weiler-Babb, Young)
Had three players with 20 pts: 3 vs. TCU (2-20-16)
 (Nader 26, Niang 24, Morris 20)
Had three players w/double-double: 3 vs. Buffalo (12-7-15)
 (McKay, Morris, Niang)

THE LAST TIME A CYCLONE HAD...

40 points: 48, Melvin Ejim vs. TCU (2-8-14)
30 points: 30, Monté Morris vs. Oklahoma State (1-11-17)
5 3-pointers: 6, Naz Mitrou-Long vs. MVSU (12-20-16)
20 rebs.: 20, Jared Homan vs. North Carolina (3-20-05)
15 rebs.: 17, Jameel McKay vs. Kansas State (2-27-16)
10 assists: 10, Monté Morris vs. The Citadel (11-20-16)
5 steals: 5, Abdel Nader vs. Ark.-Pine Bluff (12-13-15)
5 blocks: 6, Jameel McKay vs. UAB (3-19-15)
A Triple-Double: Monté Morris vs. The Citadel (11-20-16)

THE LAST TIME AN ISU OPPONENT...

Scored 100 points: 100 by Baylor (2-16-14)
Shot 60 pct. from field: 60.0 (33-55) by Baylor (2-13-12)
Shot under 30 pct. from field: 28.4 (19-67) by Omaha (12-5-16)
Had 10 3-pointers: 10 by Drake (12-17-16)
Had 50 rebounds: 52 by UAB (3-19-15)
Had 30 assists: 31 by Texas A&M (1-16-99)
Had six players with 10 points: 6 by Baylor (2-16-16)

THE LAST TIME AN ISU OPPONENT...

40 points: 40, Devin Smith, Virginia (12-6-04)
30 points: 39, Buddy Hield, Oklahoma (3-10-16)
5 3-pointers: 6, Nigel Williams-Goss, Gonzaga (11-27-16)
20 rebounds: 21, Stacey King, Oklahoma (1-30-88)
15 rebounds: 18, Devin Williams, West Virginia (2-2-16)
10 assists: 11, Jaylen Fisher, TCU (1-14-17)
5 steals: 5, Malique Trent, TCU (1-23-16)
5 blocks: 5, Cameron Ridley, Texas (1-18-14)

2016-17 DOUBLE-DOUBLES

Player (# of Double-Doubles)

Monté Morris (3)	21 points-11 assists
Savannah State.....	17 points-10 rebounds-10 assists
The Citadel.....	22 points-10 rebounds
Nazareth Mitrou-Long (1)	18 points-10 rebounds
Deonte Burton (2)	10 points-13 rebounds
Mount St. Mary's.....	29 points-12 rebounds
Darrell Bowie (2)	13 points-10 rebounds
The Citadel.....	13 points-11 rebounds

MOST WINS PLAYED IN, IND. CAREER

98 - Georges Niang (2013-pres.) - missed one win
 88 - Melvin Ejim (2011-14) - missed two wins
87 - Monté Morris (2014-pres.) - missed 0 wins
85 - Nazareth Mitrou-Long (2013-pres.) - missed 25 wins
85 - Matt Thomas (2014-pres.) - missed two wins
 83 - Jacy Holloway (1994-97) - played every game
 78 - Fred Hoiberg (1992-95) - played every game
 78 - Julius Michalik (1992-95) - played every game

MOST WINS BY TEAM, 4-YEAR PERIOD

99 - 2013-16
 99 - 2012-15
 90 - 2011-14
87 - 2014-pres.
 86 - 2000-03
 84 - 1998-01
 84 - 1999-02

#30 DEONTE BURTON

LAST GAME: Had 21 pts, 5 rbs and 3 blks vs. Kansas.

- AdvoCare Invitational All-Tournament Team
- Entered season career avg. of 2.7 rbs/avg. 6.8 this season.
- Explosive athlete that can be mismatch for opposing posts.
- 2016 Big 12 Newcomer of the Year (Unanimous)
- Played 26 games last season after becoming eligible in mid-December following transfer from Marquette... averaged 9.7 pts.
- Has 6-11.5 wing span.

#15 NAZARETH MITROU-LONG (PRONOUNCED ME-TRUE)

LAST GAME: Tallied 18 pts, his career-best 10th consecutive game in double figures.

- Fifth season at Iowa State after receiving medical redshirt last season...played eight games before shutting down his season because of persistent discomfort from offseason hip surgery.
- 2nd all-time at ISU with 206 career made 3-pointers... seven career games with five or more made 3-pointers.
- Earned bachelor's degree in communications studies in May 2016.

#11 MONTÉ MORRIS (PRONOUNCED MAHN-TAY)

LAST GAME: Led the Cyclones with 23 pts...also had 7 rbs, 7 assts and four steals.

- In his career, has accounted for 2,999 points (scored 1,404 and assisted on 1,595).
- Named to the Wooden Award Midseason Top 25.
- 42 points away from 17th all-time on ISU scoring list (Ron Harris).
- Associated Press Preseason All-American...2016 Preseason Big 12 Player of the Year & Cousy Award Watch List.
- Announced intent to return for his senior season on April 8.
- 18th all-time at ISU in scoring, 2nd in assists and 6th in steals.
- Owns a 4.58 career assist-to-turnover ratio.
- One of the top performers at prestigious Nike Basketball Academy in summer of 2016.
- Terrific pick-and-roll decision maker.

#21 MATT THOMAS

LAST GAME: Hit two threes to become third player in school history with 200 career 3-pointers.

- Has been dealing with bone spurs in right foot.
- 2016 Big 12 Honorable Mention
- Had breakout season in 2015-16...averaged 11.0 points and hit 89 3-pointers at 43.2 percent clip.
- Saw streak of making a 3-pointer in consecutive games come to end at 30 against Gonzaga...was 2nd-longest streak in school history.
- 200 career 3-pointers made is third all-time at ISU.

#10 DARRELL BOWIE (PRONOUNCED BOO-EE)

LAST GAME: Scoreless with two steals in 13 minutes.

- Six double-figure scoring games.
- Graduate transfer from Northern Illinois...organizational and corporate communications degree...pursuing master's degree in youth development.
- Sat out 2015-16 while recovering from shoulder injury.
- Averaged 13.1 points and 7.1 rebounds before being injured in 2014-15...finished season averaging 9.8 pts and 5.4 rbs.

#1 NICK WEILER-BABB (PRONOUNCED WHY-LER)

LAST GAME: Matched Morris for team lead with 7 rbs... scored 2 pts in 27 minutes.

- 30 assists-12 turnovers this season.
- 3+ steals in three games this season.
- Sat out last season after transferring from Arkansas.
- Saw action in 26 games averaging 4.8 minutes for the Razorbacks as a freshman.
- Brother Chris Babb played at Iowa State and in the NBA for the Boston Celtics...currently playing in Germany.

#4 DONOVAN JACKSON

LAST GAME: Scoreless w/2 assts in 16 minutes.

- Played JUCO at Iowa Western Community College in Council Bluffs, Iowa...4-star recruit and No. 7 JUCO by 247sports.com.
- Saw action in 18 games as sophomore before season ended because of broken right wrist (non-shooting hand).

#33 SOLOMON YOUNG

LAST GAME: Scored 2 pts in six minutes.

- Missed four games in non-con recovering from cracked bone in left hand...suffered injury against The Citadel going up for alley oop.
- Freshman from Sacramento, California...arrived at Iowa State physically ready to contribute.
- 3-star recruit picked ISU over offers from Washington, Arizona State and Nevada.
- Has a 7-2 wing span, second-longest on team.

#5 MERRILL HOLDEN (PRONOUNCED MUHRL)

LAST GAME: DNP (Coaches Decision).

- Started first nine games this season.
- Graduate transfer from Louisiana Tech...general studies degree...pursuing master's degree in community development.
- Has 7-2.5 wing span, the longest on the team.

#00 SIMEON CARTER

LAST GAME: DNP (Coaches Decision)

- Sophomore post saw action in 15 games in rookie season.
- Continues to progress as a player...first full summer at ISU was this summer after arriving in August prior to freshman year...originally signed with SMU and Larry Brown.
- Has a 7-0.5 wing span.

#13 JAKOLBY LONG (PRONOUNCED JUH-KOH-BEE)

LAST GAME: DNP (Coaches Decision)

- Played for his father, Terry, at Mustang High School in Mustang, Oklahoma.
- Oklahoma Class 6A Player of the Year.
- Team went 28-0 his junior season.
- Picked ISU over offers from Oklahoma State, Georgia and Missouri.

#23 WES GREDER (PRONOUNCED GRE-DUR)

LAST GAME: DNP (Coaches Decision)

- Walk-on redshirted initial collegiate season.
- Grew up a Cyclone fan in Ames...attended Gilbert HS.

#24 STUART NEZLEK

LAST GAME: DNP (shoulder injury)

- Walk-on from River Forest, Illinois.
- Joined team in 2015-16.

CYCLONES BY THE NUMBERS

4 - Iowa State has captured four of the last five Big 12 Newcomer of the Year awards.

4.58 - Monté Morris has a career assist-to-turnover ratio of 4.58...next best in the nation is Wofford's Eric Garcia (2.90).

8 - Iowa State has eight newcomers eligible to play this season.

10 - The Cyclones have won at least 10 Big 12 Conference games in the last five seasons.

16 - Iowa State has won 16 consecutive games when leading at the half.

20 - Steve Prohm is Iowa State's 20th head men's basketball coach.

19.6 - Iowa State is averaging 19.6 points off the bench this season...last year's team averaged 10.5 points off the bench.

22 - Iowa State has won 22 games against top-25 teams in the last four seasons, third nationally.

24 - 24 times Iowa State has had a player named to an All-America team, including 5 times in the last four seasons.

25.4 - Prohm averaged 25.4 wins in his five seasons as a head coach.

43 - Morris has 43 career games without a TO.

63.9 - Solomon Young is shooting 63.9 percent from the field.

67.4 - ISU is allowing 67.4 points per game...the Cyclones haven't allowed under 70 points per game in a season since 2008-09.

79 - Matt Thomas and Naz Mitrou-Long have combined for 79 3-pointers made this season.

103 - Morris has started 103 consecutive games for Iowa State, the third-longest streak in school history.

110 - This is the 110th season of Iowa State men's basketball.

197 - Morris has 197 career steals, the sixth most in ISU history.

318 - ISU has hit a 3-pointer in 318 consecutive games, a streak dating back to the 2007-08 season.

ISU RECORDS

POINTS, CAREER

1.	2,502	Jeff Grayer, 1985-88
2.	2,228	Georges Niang, 2013-16
3.	2,190	Barry Stevens, 1982-85
4.	1,993	Fred Hoiberg, 1992-95
5.	1,892	Victor Alexander, 1988-91
6.	1,830	Marcus Fizer, 1998-2000
7.	1,825	Julius Michalik, 1992-95
8.	1,810	Jake Sullivan, 2001-04
9.	1,752	Hercle Ivy, 1973-76
10.	1,724	Justus Thigpen, 1990-93
11.	1,672	Zaid Abdul-Aziz, 1966-68
12.	1,651	Curtis Stinson, 2004-06
13.	1,643	Melvin Ejim, 2011-14
14.	1,539	Craig Brackins, 2008-10
15.	1,531	Andrew Parker, 1976-79
16.	1,498	Bill Cain, 1968-70
17.	1,446	Ron Harris, 1981-84
18.	1,404	Monté Morris, 2014-pres.
19.	1,364	Diante Garrett, 2008-11
20.	1,313	Jeff Hornacek, 1983-86
21.	1,280	Loren Meyer, 1992-95
22.	1,259	Robert Estes, 1979-82
23.	1,253	Gary Thompson, 1955-57
24.	1,245	Dean Uthoff, 1977-80
25.	1,186	Dedric Willoughby, 1996-97
26.	1,124	Jared Homan, 2002-05
27.	1,106	Scott Christopherson, 2010-12
28.	1,078	Will Blalock, 2004-06
29.	1,075	Rahshon Clark, 2005-08
30.	1,032	Terry Woods, 1987-90
31.	1,027	Vince Brewer, 1960-63
32.	1,000	Al Koch, 1964-66

CONSECUTIVE GAMES WITH A 3-POINTER

1.	35	Scott Christopherson, 2010-12
2.	30	Matt Thomas, 2016-17
3.	27	Mike Taylor, 2006-07
4.	21	Nazareth Mitrou-Long, 2014-15
	21	Dedric Willoughby, 1996-97
6.	20	Tyrus McGee, 2012
	20	Chris Allen, 2011-12
8.	18	Chris Babb, 2012

3-POINTERS MADE, CAREER

1.	270	Jake Sullivan, 2001-04
2.	206	Nazareth Mitrou-Long, 2013-pres.
3.	200	Matt Thomas, 2014-pres.
4.	198	Scott Christopherson, 2010-12
5.	190	Dedric Willoughby, 1996-97
6.	188	Georges Niang, 2013-16
7.	183	Fred Hoiberg, 1992-95
8.	146	Tyrus McGee, 2012-13
	146	Michael Nurse, 1999-2000
10.	129	Chris Babb, 2012-13
11.	128	Hurl Beechum, 1992-95
12.	125	Monté Morris, 2014-pres.
	125	Justus Thigpen, 1990-93
14.	122	Lucca Staiger, 2009-10
15.	108	Jamie Vanderbeken, 2009-11
16.	106	Kantrail Horton, 2000-01
17.	102	Rahshon Clark, 2005-08
18.	100	Will Blalock, 2004-06
19.	98	Diante Garrett, 2008-11
20.	97	Bryan Petersen, 2008-09

ASSISTS, CAREER

1.	665	Jeff Hornacek, 1983-86
2.	651	Monté Morris, 2014-pres.
3.	611	Diante Garrett, 2008-11
4.	600	Gary Thompkins, 1985-88
5.	592	Jacy Holloway, 1994-97
6.	564	Terry Woods, 1987-90
7.	464	Will Blalock, 2004-06
8.	448	Curtis Stinson, 2004-06
9.	431	Jamaal Tinsley, 2000-01
10.	421	Georges Niang, 2013-pres.
11.	374	Justus Thigpen, 1990-93
12.	350	Fred Hoiberg, 1992-95
13.	308	Julius Michalik, 1992-95
14.	296	Ron Bayless, 1992-93

ASST/TO RATIO, CAREER

1.	4.58	Monté Morris, 2014-pres.
2.	2.82	Jacy Holloway, 1994-97
3.	2.37	Jeff Hornacek, 1983-86
4.	1.97	Will Blalock, 2004-06
5.	1.90	Gary Thompkins, 1985-88

STEALS, CAREER

1.	211	Jeff Hornacek, 1983-86
2.	210	Justus Thigpen, 1990-93
3.	207	Fred Hoiberg, 1992-95
4.	200	Curtis Stinson, 2004-06
5.	199	Jeff Grayer, 1985-88
6.	197	Monté Morris, 2014-pres.
7.	177	Will Blalock, 2004-06
	177	Jamaal Tinsley, 2000-01
9.	169	Ron Harris, 1981-84
10.	153	Diante Garrett, 2008-11
11.	146	Melvin Ejim, 2011-14
	146	Terry Woods, 1987-90
13.	143	Rahshon Clark, 2005-08
14.	134	Julius Michalik, 1992-95
15.	133	Terrence Allen, 1981-84

CONSECUTIVE GAMES STARTED

1.	111	Ron Harris, 1981-84
2.	109	Jeff Hornacek, 1983-86
3.	103	Monté Morris, 2014-pres.
4.	91	Barry Stevens, 1982-85
5.	90	Diante Garrett, 2008-11

COMPLETE GAMES, CAREER

1.	30	Jeff Hornacek, 1983-86
2.	28	Barry Stevens, 1982-85
3.	25	Ron Harris, 1981-84
4.	18	Dedric Willoughby, 1996-97
5.	17	Jacy Holloway, 1994-97
6.	13	Jeff Grayer, 1985-88
7.	11	Monté Morris, 2014-pres.
	11	Shane Power, 2001-02
9.	10	Fred Hoiberg, 1992-95
	10	Lefty Moore, 1980-81

BIG 12 RECORDS

ASSISTS, CAREER

1.	954	Aaron Miles, KU, 2001-05
2.	793	Doug Gottlieb, OSU, 1998-00
3.	668	Kirk Hinrich, KU, 1999-03
4.	651	Monté Morris, ISU, 2014-pres.
5.	636	John Roberson, TTU, 2007-11
6.	611	Diante Garrett, ISU, 2007-11
7.	575	Tyshawn Taylor, KU, 2008-12
8.	552	Sherron Collins, KU, 2006-10
9.	550	Bernard King, TAMU, 1999-03
10.	545	Byron Eaton, OSU, 2005-09
	545	Acie Law, TAMU, 2003-07

STEALS, CAREER

1.	353	Cookie Belcher, NU, 1997-01
2.	283	Mario Chalmers, KU, 2005-08
3.	267	Byron Eaton, OSU, 2005-09
4.	264	Aaron Miles, KU, 2001-05
5.	247	Russell Robinson, KU, 2004-08
6.	224	A.J. Walton, BU, 2009-13
	224	Hollis Price, OU, 1999-03
8.	210	Jacob Pullen, KSU, 2007-11
9.	206	Kirk Hinrich, KU, 1999-03
10.	204	Ronald Ross, TTU, 2001-05
--	197	Monté Morris, ISU, 2014-pres.

VS. RANKED FOES

Most Wins vs. Ranked Teams, Season

1.	9-2014-15
	9-2013-14
3.	7-1999-2000
4.	5-2004-05
	5-1991-92
6.	4-2015-16
	4-2000-01
	4-1987-88
9.	3-2012-13
	3-1996-97
	3-1994-95
	3-1985-86

Most Top-25 Showdowns, Season

1.	13-2014-15
2.	12-2015-16
3.	11-2013-14
4.	9-1994-95
5.	7-1999-2000
	7-1996-97
7.	5-1956-57
8.	4-1995-96
	4-1987-88
10.	3-2000-01
--	1-2016-17

PLAYER MISCELLANEOUS STATS

CAREER PRODUCTION

10-19 Point Games	
Morris	63
Thomas	45
Mitrou-Long	40
Burton	32
Bowie	30
Holden	11
Weiler-Babb	4
Jackson	3
Young	2

20-29 Point Games	
Morris	15
Burton	8
Mitrou-Long	6
Thomas	3
Bowie	2

30-39 Point Games	
Mitrou-Long	1
Morris	1

10+ Rebound Games	
Bowie	8
Burton	4
Holden	1
Mitrou-Long	1
Morris	1
Thomas	1

5+ Assist Games	
Morris	72
Mitrou-Long	7
Weiler-Babb	2
Jackson	1
Thomas	1

10+ Assist Games	
Morris	13

Career Starts	
Morris	103
Bowie	74
Mitrou-Long	65
Thomas	59
Burton	27
Holden	26

Career Double-Doubles	
Morris	8
Bowie	4
Burton	3
Holden	1
Mitrou-Long	1

2016-17 PRODUCTION

GAMES LEADING ISU IN...

Scoring	
Morris	6
Mitrou-Long	5
Burton	5
Thomas	2

Rebounding	
Burton	9
Bowie	4
Morris	4
Mitrou-Long	2
Thomas	2
Weiler-Babb	2

Assists	
Morris	14
Jackson	2
Mitrou-Long	2
Thomas	2
Burton	1
Weiler-Babb	1

Steals	
Burton	5
Morris	5
Thomas	4
Weiler-Babb	4
Mitrou-Long	3
Holden	2
Bowie	1
Jackson	1

Blocks	
Burton	10
Bowie	5
Holden	3
Young	3
Greder	1
Mitrou-Long	1
Thomas	1
Weiler-Babb	1

10-19 Point Games	
Mitrou-Long	13
Thomas	9
Morris	8
Bowie	6
Burton	5
Weiler-Babb	4
Jackson	3
Holden	2
Young	2

Career Triple-Doubles	
Morris	1

Career Dunks - ISU games only	
Burton	22
Holden	6
Mitrou-Long	6
Morris	6
Carter	4
Weiler-Babb	4
Young	3
Bowie	2
Thomas	1

GAMES LEADING ISU IN...

Scoring	
Morris	16
Mitrou-Long	13
Thomas	6
Burton	5

Rebounding	
Burton	12
Morris	7
Thomas	6
Bowie	4
Mitrou-Long	4
Weiler-Babb	2

Assists	
Morris	75
Mitrou-Long	4
Thomas	4
Jackson	2
Burton	1
Weiler-Babb	1

Steals	
Morris	56
Thomas	19
Burton	12
Mitrou-Long	7
Weiler-Babb	4
Holden	2
Bowie	1
Jackson	1

Blocks	
Burton	17
Morris	13
Bowie	5
Thomas	5
Holden	3
Mitrou-Long	3
Young	3
Greder	1
Weiler-Babb	1

20-29 Point Games

Burton	5
Morris	5
Mitrou-Long	1
Thomas	1

30-39 Point Games	
Mitrou-Long	1
Morris	1

10+ Rebound Games	
Bowie	3
Burton	3
Morris	2
Mitrou-Long	1

5+ Assist Games	
Morris	12
Mitrou-Long	3
Weiler-Babb	2
Jackson	1
Thomas	1

10+ Assist Games	
Morris	2

Season Double-Doubles	
Bowie	2
Burton	2
Morris	2
Mitrou-Long	1

Season Triple-Doubles	
Morris	1

Season Dunks	
Burton	8
Holden	6
Weiler-Babb	4
Mitrou-Long	3
Young	3
Bowie	2
Morris	2
Carter	1

Charges Taken	
Mitrou-Long	4
Morris	2
Burton	1
Jackson	1

First Sub	
Bowie	8
Young	4
Holden	3
Weiler-Babb	3

IOWA STATE...

	2016-17	Prohm	Streak
Against non-conference foes:	8-3	21-6	W2
Against Big 12 foes:	3-3	13-12	L2
When outrebounds opponent:	7-0	17-3	W7
When outrebounded by opponent:	4-5	14-13	L2
When rebounds are tied:	0-1	3-2	L2
When ahead at half:	10-0	30-3	W16
When opponent is ahead at half:	1-6	4-13	L3
When game is tied at the half:	0-0	0-2	L2
When shoots 50 percent or better:	5-0	19-7	W5
When shoots less than 50 percent:	6-6	15-11	L2
When shoots better than opponent:	8-1	29-7	W4
When shoots worse than opponent:	3-5	5-11	L2
When makes 10 or more 3-pointers:	5-1	14-6	W2
When makes 10 or less 3-pointers:	6-5	20-12	L2
When commits more TO than opponent:	1-0	5-9	W1
When commits less TO than opponent:	10-6	27-9	L2
When commit same number of TO:	0-0	2-0	W2
When scores 59 points or less:	0-1	1-1	L1
When scores 60-69 points:	1-2	3-3	L1
When scores 70-79 points:	4-3	9-8	L2
When scores 80-89 points:	1-0	11-4	W2
When scores 90-99 points:	5-0	10-2	W7
When scores 100 or more points:	2-0	4-0	W7
When opponent scores 59 points or less:	4-1	6-1	W2
When opponent scores 60-69 points:	2-1	13-1	L1
When opponent scores 70-79 points:	3-3	9-5	W2
When opponent scores 80-89 points:	2-1	6-7	L1
When opponent scores 90-99:	0-0	0-4	L6
When opponent scores 100 or more points:	0-0	0-1	L15
When game is decided by five or less points:	1-4	5-11	L4
When game is decided by 6-10 points:	3-1	8-5	L1
When game is decided by 11 or more points:	7-1	21-2	W2
When reaching 40 points first:	10-1	31-7	W5
When opponent reaches 40 points first:	1-5	3-11	L3
When leading with five minutes left:	10-1	32-8	W2
When trailing with five minutes left:	0-4	1-7	L7
When game is tied with five minutes left:	1-1	1-3	W1
When leading with one minute left:	10-1	31-1	W6
When trailing with one minute left:	1-4	2-16	L4
When game is tied with one minute left:	0-1	1-1	L1
When outscoring opponents' bench:	6-2	9-4	W1
When opponents' bench outscores ISU:	5-4	24-14	L2
When both benches score same:	0-0	0-1	L1
When making more FT than opponent:	8-2	24-4	L2
When making less FT than opponent:	3-4	8-13	W1
When making same number of FT:	0-0	2-1	L1
When making 15 or more free throws:	5-0	9-2	W6
When making less than 15 free throws:	6-6	25-16	L2
When opponent makes 15 or more FT:	1-1	3-8	L1
When opponent makes less than 15 FT:	10-5	31-9	L2
At home:	7-2	21-4	L1
On the road:	1-3	5-10	L1
At neutral sites:	3-1	8-4	W1
On ESPN Networks:	5-5	19-16	L1
vs. AP Top-25 Teams:	0-3	4-11	L8
vs. AP Top-15 Teams:	0-3	2-10	L9
vs. AP Top-10 Teams:	0-2	2-7	L6
In Overtime:	0-1	0-4	L4
In November:	5-1	10-1	L1
In December:	4-2	10-3	W3
In January:	2-3	7-7	L2
In February:	0-0	5-4	W2
In March:	0-0	2-3	L1
In April:	0-0	0-0	-

STREAKS

IOWA STATE HOMECOURT STREAKS

- 39- 2/16/99-11/30/01 (four seasons)
- 22- 1/18/12-2/25/13 (two seasons)
22- 2/16/85-12/22/86 (three seasons)
- 21- 3/4/92-12/21/93 (three seasons)
21- 1/25/14-2/25/15 (two seasons)

Current streak - 0

IOWA STATE CONFERENCE HOMECOURT STREAKS

- 18- 2/16/99-1/9/02 (four seasons)
- 14- 1/18/12-2/25/13 (two seasons)
14- 1/25/14-2/25/15 (two seasons)
- 12- 2/16/85-1/20/87 (three seasons)
- 9- 2/10/34-1/25/36 (three seasons)

Current streak - 0

IOWA STATE NONCONFERENCE HOMECOURT STREAKS

- 41- 1/2/91-12/9/95
- 37- 12/6/11-12/1/16
- 28- 11/23/98-12/1/01
- 21- 11/28/03-11/26/05

Current streak - 2 (12-5-16-present)

TEAM RECORDS

TOP SINGLE-GAME 3-POINTERS MADE

- 17 vs. Kansas (2-25-13)
- 16 vs. Northern Colorado (11-22-11)
- *15 vs. Omaha (12-5-16)
15 vs. UNC Wilmington (11-10-13)
15 vs. Oklahoma (2-4-12)
15 vs. UW-Milwaukee (11-16-08)
- *14 vs. Drake (12-17-16)
*14 vs. Chattanooga (11-23-15)
14 vs. Oklahoma (2-9-15)
14 vs. Kansas (1-9-13)
14 vs. TCU (2-16-13)
14 vs. West Virginia (3-9-13)
14 vs. Rice (11-26-11)
14 vs. Kansas (2-12-11)
14 vs. Baylor (1-15-11)
14 vs. Drake (11-17-09)

*Under Steve Prohm

Men's Basketball Series vs. Oklahoma

#11 Monte Morris - 11.7 ppg, 3.9 rpg, 2.7 apg

Date	MP	FG-Att	Pct	3Pt-Att	Pct	FT-Att	Pct	PF	Off	Def	Tot	A	TO	BS	S	TP
Jan. 11, 2014	30	1-4	.250	0-2	.000	0-0	.000	4	0	4	4	3	0	0	3	2
Feb. 1, 2014	35	3-5	.600	2-3	.667	4-4	1.000	0	0	3	3	1	2	0	0	12
Feb. 9, 2015	34	3-10	.300	0-1	.000	0-1	.000	0	1	2	3	2	1	0	2	6
Mar. 2, 2015	35	8-14	.571	3-3	1.000	0-1	.000	2	2	2	4	5	3	1	1	19
Mar. 13, 2015	39	5-10	.500	1-2	.500	0-0	.000	1	0	3	3	2	0	1	2	11
Jan. 2, 2016	39	5-11	.455	0-1	.000	2-2	1.000	0	0	3	3	3	3	0	3	12
Jan. 18, 2016	40	8-12	.667	1-2	.500	3-4	.750	0	1	6	7	3	3	0	1	20
TOTALS	252	33-66	.500	7-14	.500	9-12	.750	7	4	23	27	19	12	2	12	82

#15 Nazareth Mitrou-Long - 5.4 ppg, 0.7 rpg, 1.4 apg

Date	MP	FG-Att	Pct	3Pt-Att	Pct	FT-Att	Pct	PF	Off	Def	Tot	A	TO	BS	S	TP
Feb. 4, 2013	3	0-0	.000	0-0	.000	2-2	1.000	0	0	1	1	1	1	0	0	2
Mar. 2, 2013	4	0-1	.000	0-1	.000	0-0	.000	0	0	0	0	1	0	0	1	0
Jan. 11, 2014	24	3-7	.428	3-7	.428	0-0	.000	2	0	1	1	2	0	0	0	9
Feb. 1, 2014	9	0-3	.000	0-3	.000	0-0	.000	2	0	0	0	1	0	0	0	0
Feb. 9, 2015	30	5-9	.555	4-7	.571	0-0	.000	1	0	1	1	2	2	0	1	14
Mar. 2, 2015	25	1-6	.166	1-5	.200	2-2	1.000	3	0	2	2	2	1	0	2	5
Mar. 13, 2015	25	3-6	.500	2-5	.400	0-0	.000	2	0	0	0	1	0	1	2	8
TOTALS	120	12-32	.375	10-28	.357	4-4	1.000	10	0	5	5	10	4	1	6	38

#21 Matt Thomas - 5.6 ppg, 3.0 rpg, 1.1 apg

Date	MP	FG-Att	Pct	3Pt-Att	Pct	FT-Att	Pct	PF	Off	Def	Tot	A	TO	BS	S	TP
Jan. 11, 2014	12	0-3	.000	0-3	.000	0-0	.000	0	0	1	1	0	0	0	0	0
Feb. 1, 2014	33	5-10	.500	3-5	.600	0-1	.000	2	0	4	4	3	1	0	2	13
Feb. 9, 2015	8	0-3	.000	0-3	.000	2-2	1.000	1	1	0	1	1	0	0	0	2
Mar. 2, 2015	17	1-3	.333	0-1	.000	1-2	.500	1	0	1	1	0	0	0	0	3
Mar. 13, 2015	4	0-2	.000	0-1	.000	0-0	.000	0	0	0	0	0	0	0	1	0
Jan. 2, 2016	34	3-11	.273	3-8	.375	0-0	.000	4	0	5	5	1	0	1	0	9
Jan. 18, 2016	38	4-13	.308	3-8	.375	1-1	1.000	1	3	6	9	3	1	1	0	12
TOTALS	146	13-45	.289	9-29	.310	4-6	.667	9	4	17	21	8	2	2	3	39

#30 Deonte Burton - 9.5 ppg, 3.5 rpg, 1.0 apg

Date	MP	FG-Att	Pct	3Pt-Att	Pct	FT-Att	Pct	PF	Off	Def	Tot	A	TO	BS	S	TP
Jan. 2, 2016	20	8-11	.727	3-4	.750	0-1	.000	1	0	5	5	2	1	0	1	19
Jan. 18, 2016	10	0-2	.000	0-0	.000	0-0	.000	2	1	1	2	0	1	0	0	0
TOTALS	30	8-13	.615	3-4	.750	0-1	.000	3	1	6	7	2	2	0	1	19

- Overall: OU leads 114-85
- at Ames: ISU leads 50-37
- at Hilton Coliseum: ISU leads 21-17
- at Norman: OU leads 63-22
- at Lloyd Noble Center: OU leads 26-6
- at Kansas City: Tied 12-12
- at Oklahoma City: Tied 1-1
- Overtime: Oklahoma leads 7-4
- Double OT: Oklahoma leads 1-0
- Prohm vs. Oklahoma: 1-1
- Largest Iowa State Winning Margins
 - at Ames: 29 in 1955 (105-76)
 - at Hilton Coliseum: 21 in 1981 (88-67)
 - at Norman: 13 in 1994 (95-82); 1955 (84-71)
 - at Kansas City: 14 in 1993 (69-55)
- Largest Oklahoma Winning Margins
 - at Ames: 19 in 1928 (51-32)
 - at Hilton Coliseum: 15 in 1980 (93-78)
 - at Norman: 29 in 1989 (126-97)
 - at Kansas City: 20 in 1975 (71-51)
- Current Streak: 1 by ISU
- Longest OU winning streak: 8 (1987-90)
- Longest ISU winning streak: 9 (1954-58)



SIMEON CARTER

So. • F • 6-8, 227
Charlotte, N.C.

Miscellaneous Stats

Category	2016-17	Career
Double-Figure Points	-	-

SEASON HIGHS

FG:.....2 vs. Savannah State (11-11-16)
FGA:.....2 vs. Savannah State (11-11-16)
3FG:.....N/A
3FGA:.....N/A
FT:.....2 vs. Savannah State (11-11-16)
FTA:.....3 vs. Savannah State (11-11-16)
OReb:.....1 vs. Savannah State (11-11-16)
DReb:.....1, twice
Reb:.....2 vs. Savannah State (11-11-16)
PF:.....1 vs. Omaha (12-5-16)
Points:.....6 vs. Savannah State (11-11-16)
Assists:.....N/A
TO:.....N/A
Blocks:.....N/A
Steals:.....N/A
Min:.....5 vs. Omaha (12-5-16)

CAREER HIGHS

FG:.....2, twice
FGA:.....3 vs. Coppin State (12-30-15)
3FG:.....N/A
3FGA:.....N/A
FT:.....2 vs. Savannah State (11-11-16)
FTA:.....3, twice
OReb:.....1, three times
DReb:.....1, many times
Reb:.....2, twice
PF:.....1, many times
Points:.....6 vs. Savannah State (11-11-16)
Assists:.....N/A
TO:.....1 vs. Coppin State (12-30-15)
Blocks:.....2 vs. Coppin State (12-30-15)
Steals:.....N/A
Min:.....10 vs. Coppin State (12-30-15)

			Total		3-Point		Rebounds										
Year	GP-GS	Min/Avg	FG-FGA	Pct	FG-FGA	Pct	FT-FTA	Pct	Off-Def	Tot	Avg	PF-FO	Ast	TO	Blk	Stl	Pts/Avg
2015-16	15-0	40/2.7	5-10	.500	0-0	.000	0-3	.000	2-4	6	0.4	5-0	0	1	2	0	10/0.7
2016-17	3-0	10/3.3	2-2	1.000	0-0	.000	2-3	.667	1-2	3	1.0	1-0	0	0	0	0	6/2.0
TOTAL	18-0	50/2.8	7-12	.583	0-0	.000	2-6	.333	3-6	9	0.5	6-0	0	1	2	0	16/0.9



NICK WEILER-BABB

So. • G • 6-5, 200
Arlington, Texas

Miscellaneous Stats

Category	2016-17	Career
Double-Figure Points	4	4
5+ Rebounds	8	8

Consecutive Games w/10+ points	-
Consecutive Games w/5+ rebounds	1

SEASON HIGHS


FG:.....5, twice
FGA:.....9 vs. Drake (12-17-16)
3FG:.....2 vs. Baylor (1-4-17)
3FGA:.....4 vs. Iowa (12-8-16)
FT:.....4 vs. Miami (11-25-16)
FTA:.....4 vs. Miami (11-25-16)
OReb:.....3, three times
DReb:.....5 vs. Texas Tech (12-30-16)
Reb:.....7, three times
PF:.....3 vs. Texas (1-7-17)
Points:.....10, four times
Assists:.....5, twice
TO:.....2, three times
Blocks:.....1, three times
Steals:.....4 vs. Indiana State (11-24-16)
Min:.....28 vs. TCU (1-14-17)

CAREER HIGHS

FG:.....5, twice
FGA:.....9 vs. Drake (12-17-16)
3FG:.....2 vs. Baylor (1-4-17)
3FGA:.....4 vs. Iowa (12-8-16)
FT:.....4 vs. Miami (11-25-16)
FTA:.....4 vs. Miami (11-25-16)
OReb:.....3, three times
DReb:.....5 vs. Texas Tech (12-30-16)
Reb:.....7, three times
PF:.....3 vs. Texas (1-7-17)
Points:.....10, four times
Assists:.....5, three times
TO:.....2, four times
Blocks:.....1, many times
Steals:.....4 vs. Indiana State (11-24-16)
Min:.....28 vs. TCU (1-14-17)

Career Stats			Total		3-Point		Rebounds										
Year	GP-GS	Min/Avg	FG-FGA	Pct	FG-FGA	Pct	FT-FTA	Pct	Off-Def	Tot	Avg	PF-FO	Ast	TO	Blk	Stl	Pts/Avg
2014-15	26-0	125/4.8	7-22	.318	3-9	.333	2-2	1.000	6-14	20	0.8	7-0	14	5	3	5	19/0.7
2015-16																	
Redshirted																	
2016-17	17-0	352/20.7	36-74	.486	4-16	.250	14-20	.700	21-53	74	4.4	18-0	30	12	3	20	90/5.3
TOTAL	43-0	477/11.1	43-96	.448	7-25	.280	16-22	.727	27-67	94	2.2	25-0	44	17	6	25	109/2.5

Iowa State Stats			Total		3-Point		Rebounds										
Year	GP-GS	Min/Avg	FG-FGA	Pct	FG-FGA	Pct	FT-FTA	Pct	Off-Def	Tot	Avg	PF-FO	Ast	TO	Blk	Stl	Pts/Avg
2016-17	17-0	352/20.7	36-74	.486	4-16	.250	14-20	.700	21-53	74	4.4	18-0	30	12	3	20	90/5.3
TOTAL	17-0	352/20.7	36-74	.486	4-16	.250	14-20	.700	21-53	74	4.4	18-0	30	12	3	20	90/5.3



DONOVAN JACKSON

Jr. • G • 6-2, 175
Milwaukee, Wis.

Miscellaneous Stats

Category	2016-17	Career
Double-Figure Points	3	3
5+ Assists	1	1
4+ 3-Pointers Made	2	2

Consecutive Games with a 3-pointer -

CAREER HIGHS

FG:6 vs. TCU (1-14-17)
FGA:10, twice
3FG:5 vs. Omaha (12-5-16)
3FGA:8 vs. Omaha (12-5-16)
FT:2 vs. Texas (1-7-17)
FTA:2, three times
OReb:N/A
DReb:3 vs. Omaha (12-5-16)
Reb:3 vs. Omaha (12-5-16)
PF:3 vs. Mississippi Valley State (12-20-16)
Points:16 vs. TCU (1-14-17)
Assists:6 vs. Mississippi Valley State (12-20-16)
TO:2, three times
Blocks:N/A
Steals:1, many times
Min:26 vs. Mississippi Valley State (12-20-16)



MERRILL HOLDEN

Sr. • F • 6-8, 224
Chicago, Ill.

Miscellaneous Stats

Category	2016-17	Career
Double-Figure Points	2	11
Double-Figure Rebounds	-	1
Double-Doubles	-	1
2+ Blocks	1	10

Consecutive Games w/10+ points -

SEASON HIGHS

FG:5 vs. Savannah State (11-11-16)
FGA:6, twice
3FG:N/A
3FGA:N/A
FT:5 vs. The Citadel (11-20-16)
FTA:6, twice
OReb:5 vs. The Citadel (11-20-16)
DReb:4 vs. The Citadel (11-20-16)
Reb:9 vs. The Citadel (11-20-16)
PF:5 vs. Miami (11-25-16)
Points:13 vs. The Citadel (11-20-16)
Assists:N/A
TO:2 vs. Savannah State (11-11-16)
Blocks:2 vs. Gonzaga (11-27-16)
Steals:1, three times
Min:27 vs. Gonzaga (11-27-16)

CAREER HIGHS


FG:7 vs. UTSA (2-18-16)
FGA:11 vs. Rice (2-27-16)
3FG:1, twice
3FGA:2 vs. East Tennessee State (3-28-16)
FT:6, twice
FTA:9 vs. Middle Tennessee State (2-11-16)
OReb:7 vs. UTSA (2-18-16)
DReb:9 vs. North Texas (2-25-16)
Reb:11 vs. North Texas (2-25-16)
PF:5, many times
Points:18 vs. UTSA (2-18-16)
Assists:1, four times
TO:4, twice
Blocks:4, twice
Steals:2 vs. North Texas (2-6-16)
Min:38 vs. North Texas (2-25-16)

Career Stats

Year	GP-GS	Min/Avg	FG-FGA	Pct	FG-FGA	Pct	FT-FTA	Pct	Off-Def	Tot	Avg	PF-FO	Ast	TO	Blk	Stl	Pts/Avg
2014-15	27-1	178/6.6	17-28	.607	0-1	.000	12-26	.462	18-17	35	1.3	25-0	2	6	11	4	46/1.7
2015-16	23-16	717/31.2	65-126	.516	2-9	.222	55-77	.714	47-68	115	5.0	78-6	2	32	26	9	187/8.1
2016-17	13-9	165/12.7	14-27	.519	0-0	.000	17-30	.567	16-13	29	2.2	34-1	0	6	5	3	45/3.5
TOTAL	63-26	1060/16.8	96-181	.530	2-10	.200	84-133	.632	81-98	179	2.8	137-7	4	44	42	16	278/4.4

Iowa State Stats

Year	GP-GS	Min/Avg	FG-FGA	Pct	FG-FGA	Pct	FT-FTA	Pct	Off-Def	Tot	Avg	PF-FO	Ast	TO	Blk	Stl	Pts/Avg
2016-17	13-9	165/12.7	14-27	.519	0-0	.000	17-30	.567	16-13	29	2.2	34-1	0	6	5	3	45/3.5
TOTAL	13-9	165/12.7	14-27	.519	0-0	.000	17-30	.567	16-13	29	2.2	34-1	0	6	5	3	45/3.5



DARRELL BOWIE

Sr. • F • 6-8, 218
Milwaukee, Wis.

Miscellaneous Stats

Category	2016-17	Career
Double-Figure Points	6	17
20+ Points	-	2
Double-Figure Rebounds	3	8
Double-Doubles	2	4

Consecutive Starts	8
Consecutive Games w/10+ Points	-
Consecutive Games w/10+ Rebounds	-
Consecutive Double-Doubles	-

SEASON HIGHS


FG:	6 vs. Oklahoma State (1-11-17)
FGA:	11 vs. Drake (12-17-16)
3FG:	2 vs. Omaha (12-5-16)
3FGA:	3 vs. Omaha (12-5-16)
FT:	3, three times
FTA:	12 vs. Indiana State (11-24-16)
OReb:	6, twice
DReb:	9 vs. The Citadel (11-20-16)
Reb:	11 vs. Indiana State (11-24-16)
PF:	4, three times
Points:	13, three times
Assists:	4, twice
TO:	4, twice
Blocks:	2, twice
Steals:	2, many times
Min:	36 vs. Cincinnati (12-1-16)

CAREER HIGHS

FG:	7, twice
FGA:	14, four times
3FG:	2, three times
3FGA:	4, twice
FT:	11 vs. St. Joseph's (Ind.) (11-24-13)
FTA:	14 vs. St. Joseph's (Ind.) (11-24-13)
OReb:	7 vs. Iowa State (12-31-13)
DReb:	9, twice
Reb:	13 vs. Iowa State (12-31-13)
PF:	5 vs. Kent State (1-29-14)
Points:	23 vs. St. Joseph's (Ind.) (11-24-13)
Assists:	4, five times
TO:	7, twice
Blocks:	3 vs. Bowling Green (3-10-14)
Steals:	5 vs. Toledo (1-31-15)
Min:	42 vs. Eastern Michigan (2-20-14)

Career Stats			Total			3-Point			Rebounds									
Year	GP-GS	Min/Avg	FG-FGA	Pct	FG-FGA	Pct	FT-FTA	Pct	Off-Def	Tot	Avg	PF-FO	Ast	TO	Blk	Stl	Pts/Avg	
2012-13	30-19	618/20.6	62-138	.449	0-2	.000	53-113	.469	48-66	114	3.8	64-0	10	57	6	27	177/5.9	
2013-14	31-30	858/27.6	95-250	.380	3-10	.300	105-191	.550	64-138	202	6.5	68-1	34	90	18	32	298/9.6	
2014-15	21-17	494/23.5	67-161	.416	9-35	.257	63-93	.677	40-73	113	5.4	46-0	25	62	11	28	206/9.8	
2015-16																		
2016-17	17-8	356/20.9	53-110	.482	5-13	.385	21-49	.429	31-55	86	5.1	38-0	16	27	9	17	132/7.8	
TOTAL	99-74	2326/23.5	277-659	.420	17-60	.283	242-446	.543	183-332	515	5.2	216-1	85	236	44	104	813/8.2	

Iowa State Stats			Total			3-Point		Rebounds									
Year	GP-GS	Min/Avg	FG-FGA	Pct	FG-FGA	Pct	FT-FTA	Pct	Off-Def	Tot	Avg	PF-FO	Ast	TO	Blk	Stl	Pts/Avg
2016-17	17-8	356/20.9	53-110	.482	5-13	.385	21-49	.429	31-55	86	5.1	38-0	16	27	9	17	132/7.8
TOTAL	17-8	356/20.9	53-110	.482	5-13	.385	21-49	.429	31-55	86	5.1	38-0	16	27	9	17	132/7.8



MONTÉ MORRIS

Sr. • G • 6-3, 175
Flint, Mich.

Miscellaneous Stats

Category	2016-17	Career
Double-Figure Points	14	79
20+ Points	6	16
30+ Points	1	1
Double-Figure Assists	2	13
5+ Assists	12	72
Double-Doubles	2	8
Triple-Doubles	1	1
3+ Steals	4	31

Consecutive Starts	103
Consecutive Games w/10+ points	1
Consecutive Games w/5+ assists	6
Consecutive Games w/10+ assists	-
Consecutive Games with a 3-pointer	1

SEASON HIGHS

FG:	10 vs. Oklahoma State (1-11-17)
FGA:	18 vs. Baylor (1-4-17)
3FG:	4 vs. Oklahoma State (1-11-17)
3FGA:	7 vs. Texas (1-7-17)
FT:	6 vs. Oklahoma State (1-11-17)
FTA:	6 vs. Oklahoma State (1-11-17)
OReb:	3, twice
DReb:	10 vs. The Citadel (11-20-16)
Reb:	10, twice
PF:	3, three times
Points:	30 vs. Oklahoma State (1-11-17)
Assists:	11 vs. Savannah State (11-11-16)
TO:	4 vs. Omaha (12-5-16)
Blocks:	1, three times
Steals:	4, twice
Min:	40 vs. Kansas (1-16-17)

CAREER HIGHS

FG:	10 vs. Oklahoma State (1-11-17)
FGA:	18 vs. Baylor (1-4-17)
3FG:	4, three times
3FGA:	7, twice
FT:	7 vs. Kansas (3-14-15)
FTA:	8 vs. Kansas (3-14-15)
OReb:	4 vs. West Virginia (2-12-14)
DReb:	10 vs. The Citadel (11-20-16)
Reb:	10, twice
PF:	5 vs. West Virginia (1-10-15)
Points:	30 vs. Oklahoma State (1-11-17)
Assists:	12, twice
TO:	4, five times
Blocks:	2, many times
Steals:	5, twice
Min:	52 vs. Oklahoma State (2-3-14)

	Total				3-Point		Rebounds										
Year	GP-GS	Min/Avg	FG-FGA	Pct	FG-FGA	Pct	FT-FTA	Pct	Off-Def	Tot	Avg	PF-FO	Ast	TO	Blk	Stl	Pts/Avg
2013-14	36-17	1013/28.1	77-179	.430	28-69	.406	61-72	.847	18-74	92	2.6	61-0	134	28	7	46	243/6.8
2014-15	34-34	1153/33.9	155-306	.507	32-81	.395	64-85	.753	24-93	117	3.4	45-1	176	38	15	64	406/11.9
2015-16	35-35	1331/38.0	188-386	.487	38-106	.358	70-96	.729	26-112	138	3.9	55-0	241	57	9	62	484/13.8
2016-17	17-17	567/33.4	105-221	.475	27-65	.415	34-42	.810	20-67	87	5.1	24-0	100	19	3	25	271/15.9
TOTAL	122-103	4064/33.3	525-1092	.481	125-321	.389	229-295	.776	88-346	434	3.6	185-1	651	142	34	197	1404/11.5



JAKOLBY LONG

Fr. • G • 6-5, 208
Mustang, Okla.

Miscellaneous Stats

Category	2016-17	Career
Double-Figure Points	-	-

Consecutive Games with a 3-pointer -

CAREER HIGHS

FG:	2 vs. Savannah State (11-11-16)
FGA:	5 vs. Savannah State (11-11-16)
3FG:	2 vs. Savannah State (11-11-16)
3FGA:	3 vs. Savannah State (11-11-16)
FT:	N/A
FTA:	N/A
OReb:	2 vs. The Citadel (11-20-16)
DReb:	3 vs. The Citadel (11-20-16)
Reb:	5 vs. The Citadel (11-20-16)
PF:	1 vs. Savannah State (11-11-16)
Points:	6 vs. Savannah State (11-11-16)
Assists:	1 vs. Savannah State (11-11-16)
TO:	1 vs. Savannah State (11-11-16)
Blocks:	N/A
Steals:	1 vs. The Citadel (11-20-16)
Min:	14 vs. The Citadel (11-20-16)

			Total		3-Point		Rebounds										
Year	GP-GS	Min/Avg	FG-FGA	Pct	FG-FGA	Pct	FT-FTA	Pct	Off-Def	Tot	Avg	PF-FO	Ast	TO	Blk	Stl	Pts/Avg
2016-17	5-0	36/7.2	4-14	.286	3-6	.500	0-0	.000	3-6	9	1.8	1-0	1	1	0	1	11/2.2
TOTAL	5-0	36/7.2	4-14	.286	3-6	.500	0-0	.000	3-6	9	1.8	1-0	1	1	0	1	11/2.2



NAZARETH MITROU-LONG

Sr. • G • 6-4, 203
Mississauga, Ontario

Miscellaneous Stats

Category	2016-17	Career
Double-Figure Points	15	47
20+ Points	2	7
30+ Points	1	1
5+ Assists	3	7
Double-Digit Rebounds	1	1
5+ Rebounds	8	20
Double-Doubles	1	1
4+ 3-Pointers Made	3	17

Consecutive Starts	17
Consecutive Games w/10+ points	10
Consecutive Games with a 3-pointer	10


SEASON HIGHS

FG:	14 vs. Drake (12-17-16)
FGA:	19 vs. The Citadel (11-20-16)
3FG:	8 vs. Drake (12-17-16)
3FGA:	12 vs. Drake (12-17-16)
FT:	6 vs. Texas Tech (12-30-16)
FTA:	7 vs. Oklahoma State (1-11-17)
OReb:	3 vs. Indiana State (11-24-16)
DReb:	8, twice
Reb:	10 vs. Savannah State (11-11-16)
PF:	4, twice
Points:	37 vs. Drake (12-17-16)
Assists:	7 vs. Savannah State (11-11-16)
TO:	3, four times
Blocks:	1 vs. Mississippi Valley State (12-20-16)
Steals:	2, four times
Min:	37 vs. Cincinnati (12-1-16)

CAREER HIGHS

FG:	14 vs. Drake (12-17-16)
FGA:	19 vs. The Citadel (11-20-16)
3FG:	8, twice
3FGA:	12, twice
FT:	6 vs. Texas Tech (12-30-16)
FTA:	7 vs. Alabama (11-24-14)
OReb:	3 vs. Indiana State (11-24-16)
DReb:	8, twice
Reb:	10 vs. Savannah State (11-11-16)
PF:	5, twice
Points:	37 vs. Drake (12-17-16)
Assists:	7, twice
TO:	5 vs. Colorado (11-13-15)
Blocks:	1, many times
Steals:	3 vs. Drake (12-20-14)
Min:	38 vs. Iowa (12-10-15)

			Total		3-Point		Rebounds										
Year	GP-GS	Min/Avg	FG-FGA	Pct	FG-FGA	Pct	FT-FTA	Pct	Off-Def	Tot	Avg	PF-FO	Ast	TO	Blk	Stl	Pts/Avg
2012-13	18-0	124/6.9	8-23	.348	5-18	.278	4-4	1.000	1-13	14	0.8	11-0	18	15	0	6	25/1.4
2013-14	36-7	731/20.3	86-199	.432	64-160	.400	18-28	.643	13-44	57	1.6	66-1	41	16	3	6	254/7.1
2014-15	34-33	934/27.5	114-254	.449	77-197	.391	40-53	.755	6-94	100	2.9	72-1	68	47	3	27	345/10.1
2015-16	8-8	253/31.6	37-87	.425	16-55	.291	6-10	.600	4-19	23	2.9	16-0	15	17	2	5	96/12.0
2016-17	17-17	538/31.6	98-203	.483	44-121	.364	29-37	.784	14-65	79	4.6	28-0	50	28	1	14	269/15.8
TOTAL	113-65	2580/22.8	343-766	.448	206-551	.374	97-132	.735	38-235	273	2.4	193-2	192	123	9	58	989/8.8



MATT THOMAS

Sr. • G • 6-5, 193
Onalaska, Wis.

Miscellaneous Stats

Category	2016-17	Career
Double-Figure Points	10	47
20+ Points	1	3
Double-Figure Rebounds	-	1
4+ 3-Pointers Made	2	14

Consecutive Starts	44
Consecutive Games w/10+ points	-
Consecutive Games w/20+ points	-
Consecutive Games w/10+ rebounds	-
Consecutive Games with a 3-pointer	11

SEASON HIGHS

FG:	9 vs. Mississippi Valley State (12-20-16)
FGA:	14, three times
3FG:	4, twice
3FGA:	9 vs. Oklahoma State (1-11-17)
FT:	5 vs. Texas Tech (12-30-16)
FTA:	5 vs. Texas Tech (12-30-16)
OReb:	2, twice
DReb:	7, three times
Reb:	8 vs. Mississippi Valley State (12-20-16)
PF:	4 vs. Iowa (12-8-16)
Points:	23 vs. Mississippi Valley State (12-20-16)
Assists:	5 vs. Drake (12-17-16)
TO:	3 vs. Cincinnati (12-1-16)
Blocks:	1, twice
Steals:	4, twice
Min:	35 vs. Cincinnati (12-1-16)

CAREER HIGHS

FG:	4 vs. Mississippi Valley State (12-20-16)
FGA:	14, four times
3FG:	6, twice
3FGA:	10, three times
FT:	5 vs. Texas Tech (12-30-16)
FTA:	5, four times
OReb:	2, twice
DReb:	10 vs. Chicago State (11-16-15)
Reb:	11 vs. Chicago State (11-16-15)
PF:	5, twice
Points:	23 vs. Mississippi Valley State (12-20-16)
Assists:	4, five times
TO:	4 vs. Oklahoma (3-10-16)
Blocks:	3 vs. Kansas (1-13-14)
Steals:	4, three times
Min:	44, twice

Year	GP-GS	Min/Avg	Total		3-Point		Rebounds										Pts/Avg
			FG-FGA	Pct	FG-FGA	Pct	FT-FTA	Pct	Off-Def	Tot	Avg	PF-FO	Ast	TO	Blk	Stl	
2013-14	36-15	763/21.2	66-180	.367	44-131	.336	22-33	.667	6-70	76	2.1	52-0	40	17	7	20	198/5.5
2014-15	32-0	488/15.3	53-144	.368	32-97	.330	20-28	.714	6-57	63	2.0	36-0	22	15	2	11	158/4.9
2015-16	35-27	1176/33.6	129-293	.440	89-206	.432	37-41	.902	17-138	155	4.4	73-2	61	42	8	29	384/11.0
2016-17	17-17	498/29.3	67-155	.432	35-94	.372	18-20	.900	13-63	76	4.5	22-0	25	18	2	21	187/11.0
TOTAL	120-59	2925/24.4	315-772	.408	200-528	.379	97-122	.795	42-328	370	3.1	183-2	148	92	19	81	927/7.7



WES GREDER

RFr. • G • 6-5, 189
Ames, Iowa

Miscellaneous Stats

Category	2016-17	Career
Double-Figure Points	-	-

CAREER HIGHS

FG:	N/A
FGA:	2 vs. Mississippi Valley State (12-20-16)
3FG:	N/A
3FGA:	2 vs. Mississippi Valley State (12-20-16)
FT:	N/A
FTA:	2 vs. The Citadel (11-20-16)
OReb:	1 vs. Mount St. Mary's (11-14-16)
DReb:	2 vs. The Citadel (11-20-16)
Reb:	2 vs. The Citadel (11-20-16)
PF:	N/A
Points:	N/A
Assists:	N/A
TO:	N/A
Blocks:	1 vs. Savannah State (11-11-16)
Steals:	N/A
Min:	3 vs. The Citadel (11-20-16)

Year	GP-GS	Min/Avg	Total		3-Point		Rebounds										Pts/Avg
			FG-FGA	Pct	FG-FGA	Pct	FT-FTA	Pct	Off-Def	Tot	Avg	PF-FO	Ast	TO	Blk	Stl	
2016-17	5-0	11/2.2	0-3	.000	0-3	.000	0-3	.000	1-2	3	0.6	0-0	0	0	1	0	0/0.0
TOTAL	5-0	11/2.2	0-3	.000	0-3	.000	0-3	.000	1-2	3	0.6	0-0	0	0	1	0	0/0.0



STUART NEZELEK

Sr. • C • 6-10, 245
River Forest, Ill.

Miscellaneous Stats

Category	2016-17	Career
Double-Figure Points	-	-


SEASON HIGHS

FG:	1, twice
FGA:	3 vs. The Citadel (11-20-16)
3FG:	N/A
3FGA:	N/A
FT:	2 vs. Omaha (12-5-16)
FTA:	2 vs. Omaha (12-5-16)
OReb:	1 vs. The Citadel (11-20-16)
DReb:	1, three times
Reb:	1, twice
PF:	N/A
Points:	2, three times
Assists:	1 vs. Savannah State (11-11-16)
TO:	N/A
Blocks:	N/A
Steals:	1 vs. The Citadel (11-20-16)
Min:	3 vs. The Citadel (11-20-16)

CAREER HIGHS

FG:	1, three times
FGA:	3 vs. The Citadel (11-20-16)
3FG:	N/A
3FGA:	N/A
FT:	2 vs. Omaha (12-5-16)
FTA:	2 vs. Omaha (12-5-16)
OReb:	1 vs. The Citadel (11-20-16)
DReb:	1, three times
Reb:	1, three times
PF:	1 vs. Little Rock (3-19-16)
Points:	2, four times
Assists:	1 vs. Savannah State (11-11-16)
TO:	2 vs. Chicago State (11-16-15)
Blocks:	N/A
Steals:	1 vs. The Citadel (11-20-16)
Min:	3, twice

Year	GP-GS	Min/Avg	Total		3-Point		Rebounds										Pts/Avg
			FG-FGA	Pct	FG-FGA	Pct	FT-FTA	Pct	Off-Def	Tot	Avg	PF-FO	Ast	TO	Blk	Stl	
2015-16	7-0	9/1.3	1-2	.500	0-0	.000	0-0	.000	0-1	1	0.1	1-0	0	3	0	0	2/0.3
2016-17	4-0	9/2.3	2-5	.400	0-0	.000	2-2	1.000	1-2	3	0.8	0-0	1	0	0	1	6/1.5
TOTAL	11-0	18/1.6	3-7	.429	0-0	.000	2-2	1.000	1-3	4	0.4	1-0	1	3	0	1	8/0.7



DEONTE BURTON

Sr. • G • 6-5, 250
Milwaukee, Wis.

Miscellaneous Stats

Category	2016-17	Career
Double-Figure Points	10	40
20+ Points	5	7
Double-Figure Rebounds	3	4
Double-Doubles	2	3
2+ Steals	10	29

Consecutive Starts	17
Consecutive Games w/10+ points	1
Consecutive Games w/10+ rebounds	-
Consecutive Games with a 3-pointer	1

SEASON HIGHS


FG:	13 vs. Gonzaga (11-27-16)
FGA:	24 vs. Gonzaga (11-27-16)
3FG:	3, three times
3FGA:	5 vs. Gonzaga (11-27-16)
FT:	5 vs. Drake (12-17-16)
FTA:	8 vs. Drake (12-17-16)
OReb:	5 vs. Cincinnati (12-1-16)
DReb:	12 vs. Mount St. Mary's (11-14-16)
Reb:	13 vs. Mount St. Mary's (11-14-16)
PF:	4, four times
Points:	29 vs. Gonzaga (11-27-16)
Assists:	4 vs. Oklahoma State (1-11-17)
TO:	5 vs. Savannah State (11-11-16)
Blocks:	3, three times
Steals:	3 vs. Omaha (12-5-16)
Min:	36 vs. Gonzaga (11-27-16)

CAREER HIGHS

FG:	13 vs. Gonzaga (11-27-16)
FGA:	24 vs. Gonzaga (11-27-16)
3FG:	3, four times
3FGA:	5 vs. Gonzaga (11-27-16)
FT:	5, five times
FTA:	9 vs. Samford (12-28-13)
OReb:	5, twice
DReb:	12 vs. Mount St. Mary's (11-14-16)
Reb:	14 vs. TCU (2-20-16)
PF:	5, three times
Points:	29 vs. Gonzaga (11-27-16)
Assists:	4, twice
TO:	5 vs. Savannah State (11-11-16)
Blocks:	3, four times
Steals:	5 vs. Georgia Tech (11-27-14)
Min:	38 vs. TCU (2-20-16)

Year	GP-GS	Min/Avg	Total		3-Point		Rebounds										Pts/Avg
			FG-FGA	Pct	FG-FGA	Pct	FT-FTA	Pct	Off-Def	Tot	Avg	PF-FO	Ast	TO	Blk	Stl	
2013-14	32-3	402/12.6	87-182	.478	4-8	.500	44-68	.647	32-37	69	2.2	58-2	17	28	14	35	222/6.9
2014-15	8-0	129/16.1	17-36	.472	4-10	.400	13-17	.765	5-6	11	1.4	16-0	2	11	3	10	51/6.4
2015-16	26-7	488/18.8	97-182	.533	18-38	.474	40-63	.635	35-66	101	3.9	63-1	27	31	16	24	252/9.7
2016-17	17-17	444/26.1	91-213	.427	15-42	.357	23-37	.622	33-83	116	6.8	46-0	24	33	21	25	220/12.9
TOTAL	83-27	1463/17.6	292-613	.476	41-98	.418	120-185	.649	105-192	297	3.6	183-3	70	103	54	94	745/8.9

Year	GP-GS	Min/Avg	Total		3-Point		Rebounds										Pts/Avg
			FG-FGA	Pct	FG-FGA	Pct	FT-FTA	Pct	Off-Def	Tot	Avg	PF-FO	Ast	TO	Blk	Stl	
2015-16	26-7	488/18.8	97-182	.533	18-38	.474	40-63	.635	35-66	101	3.9	63-1	27	31	16	24	252/9.7
2016-17	17-17	444/26.1	91-213	.427	15-42	.357	23-37	.622	33-83	116	6.8	46-0	24	33	21	25	220/12.9
TOTAL	43-24	932/21.7	188-395	.476	33-80	.413	63-100	.630	68-149	217	5.0	109-1	51	64	37	49	472/11.0



SOLOMON YOUNG

Fr. • F • 6-8, 240
Sacramento, Calif.

Miscellaneous Stats

Category	2016-17	Career
Double-Figure Points	2	2
5+ Rebounds	5	5


Consecutive Games w/10+ points -

CAREER HIGHS


FG:.....5, twice
 FGA:.....6, twice
 3FG:.....1 vs. Baylor (1-4-17)
 3FGA:.....1, three times
 FT:.....2, three times
 FTA:.....4, twice
 OReb:.....4 vs. Mississippi Valley State (12-20-16)
 DReb:.....4, twice
 Reb:.....7 vs. Mississippi Valley State (12-20-16)
 PF:.....5 vs. Savannah State (11-11-16)
 Points:.....12 vs. The Citadel (11-20-16)
 Assists:.....N/A
 TO:.....2, twice
 Blocks:.....2, twice
 Steals:.....2 vs. Omaha (12-5-16)
 Min:.....20 vs. The Citadel (11-20-16)

			Total		3-Point		Rebounds													
Year	GP-GS	Min/Avg	FG-FGA	Pct	FG-FGA	Pct	FT-FTA	Pct	Off-Def	Tot	Avg	PF-FO	Ast	TO	Blk	Stl	Pts/Avg			
2016-17	13-0	144/11.1	23-36	.639	1-3	.333	9-15	.600	16-18	34	2.6	24-1	0	8	6	4	56/4.3			
TOTAL	13-0	144/11.1	23-36	.639	1-3	.333	9-15	.600	16-18	34	2.6	24-1	0	8	6	4	56/4.3			

RADIO/TV CHART



00 • Simeon Carter
6-8 - 227 - So. - F
Charlotte, N.C.
West Charlotte



1 • Nick Weiler-Babb
WHY-ler
6-5 - 200 - So. - G
Arlington, Texas
Arkansas/Arlington Martin



2 • Cameron Lard
6-9 - 220 - Fr. - F
Natchitoches, La.
Pro Vision Academy



3 • Ray Kasongo
kuh-SAHN-go
6-8 - 230 - Jr. - F
Toronto, Ontario
Tennessee/Coll. of Southern Idaho




4 • Donovan Jackson
6-2 - 175 - Jr. - G
Milwaukee, Wis.
Iowa Western CC/Pius X



5 • Merrill Holden
Muhrl
6-8 - 224 - Sr. - F
Chicago, Ill.
Louisiana Tech/Pratt CC



10 • Darrell Bowie
BOO-ee
6-8 - 218 - Sr. - F
Milwaukee, Wis.
N. Illinois/La Jolla Prep (Calif.)




11 • Monté Morris
MAHN-tay
6-3 - 175 - Sr. - G
Flint, Mich.
Beecher




13 • Jakolby Long
Juh-KOH-bee
6-5 - 208 - Fr. - G
Mustang, Okla.
Mustang




15 • Nazareth Mitrou-Long
Me-TRUE
6-4 - 203 - Sr. - G
Mississauga, Ontario
St. Martin




21 • Matt Thomas
6-5 - 193 - Sr. - G
Onalaska, Wis.
Onalaska



23 • Wes Greder
GRE-dur
6-5 - 189 - RFr. - G
Ames, Iowa
Gilbert



24 • Stuart Nezek
6-10 - 245 - Sr. - C
River Forest, Ill.
Fenwick



30 • Deonte Burton
6-5 - 250 - RJr. - G
Milwaukee, Wis.
Marquette/Vincent



33 • Solomon Young
6-8 - 240 - Fr. - F
Sacramento, Calif.
Sacramento



Steve Prohm
rhymes with Rome
Head Coach
2nd Season at ISU
Alabama '97




Neill Berry
Assistant Coach
2nd Season at ISU
Southeastern Louisiana '04



Daniyal Robinson
dan-YELL
Assistant Coach
2nd Season at ISU (4th overall)
Ark.-Little Rock '99




William Small
Assistant Coach
2nd Season at ISU
Belhaven '93



Micah Byars
Director of Operations
5th Season at ISU
West Florida '06



David Hobbs
Special Assistant To Head Coach
1st Season at ISU
VCU '72



Nate Schmidt
Coordinator of Player Development
3rd Season at ISU
Denison '14

CYCLONE SEASON BOX SCORES

Official Basketball Box Score -- Game Totals -- Final Statistics

Savannah State vs Iowa State
11-11-16 7:07 p.m. at Hilton Coliseum - Ames, Iowa

Savannah State 71 • 0-1

#	Player	Total		3-Ptr		Rebounds			PF	TP	A TO Blk Stl					Min
		FG-FGA	FG-FGA	FT-FTA	FT-FTA	Off	Def	Tot			A	TO	Blk	Stl		
00	KELLY,Robert	-	3-11	2-7	1-2	2	3	5	3	9	1	1	0	1		18
01	DASENT,Austin	-	1-5	0-2	0-0	0	2	2	2	0	5	0	1	1		16
04	MANASSA,Troyce	-	0-6	0-3	0-0	1	3	4	2	0	3	1	0	1		19
11	FLOYD,Joshua	-	4-7	2-3	2-2	1	2	3	2	12	4	2	0	1		21
20	CABEZA,Jahir	-	3-10	2-4	2-0	2	0	2	3	10	2	1	2	4		26
02	DANIEL,Marlon	-	0-0	0-0	0-0	0	0	0	0	0	0	0	0	0		1
03	SELLER,Zach	4-4	2-2	0-0	0	1	1	3	10	2	3	0	0	0		15
12	WELLS,Caey	2-11	2-11	0-0	0	0	0	0	6	3	0	0	0	0		16
14	GAINES,Jordan	3-9	1-3	2-3	3	3	6	3	9	1	3	0	1	1		22
15	FELDER,Isaiah	0-3	0-3	0-0	0	1	1	1	0	0	2	0	1	1		11
22	McCLANAHAN,Dexter	4-5	2-3	0-3	0	5	5	0	10	2	2	0	2	16		
34	GLENN,Maricus	1-1	0-0	0-0	1	1	2	1	2	0	0	0	0	0		9
50	WILLIAMS,Kamil	0-4	0-3	1-2	0	2	2	0	1	2	2	0	0	0		10
Team						0	3	3								
Totals			25-76	13-48	8-16	10	26	36	20	71	20	22	2	12	200	
FG % 1st Half: 14-38		36.8%	2nd half: 11-38	28.9%	Game: 25-76	32.9%										
3FG % 1st Half: 7-24		29.2%	2nd half: 6-24	25.0%	Game: 13-48	27.1%										
FT % 1st Half: 3-8		37.5%	2nd half: 5-8	62.5%	Game: 8-16	50.0%										
																Deadball Rebounds 4

Iowa State 113 • 1-0

#	Player	Total		3-Ptr		Rebounds			PF	TP	A TO Blk Stl					Min
		FG-FGA	FG-FGA	FT-FTA	FT-FTA	Off	Def	Tot			A	TO	Blk	Stl		
05	Holden, Merrill	-	5-6	0-0	2-4	3	2	5	1	12	0	2	1	0		21
11	Morris, Monte	-	9-11	2-3	1-2	0	2	2	1	21	11	0	0	3		26
15	Mitrou-Long, Naz	-	8-15	2-8	0-0	2	8	10	2	18	7	3	0	2		24
21	Thomas, Matt	-	5-14	2-8	2-2	1	5	6	2	14	3	2	0	1		25
30	Burton, Deonte	-	3-7	0-1	1-2	2	7	9	1	7	2	5	1	2		19
00	Carter, Simeon	-	2-2	0-0	2-3	1	1	2	0	6	0	0	0	0		4
01	Weiler-Babb, Nick	3-5	0-1	0-0	3	4	7	1	6	4	0	0	0	2		21
04	Jackson, Donovan	1-5	0-2	0-1	0	1	1	0	2	1	1	1	0	0		17
10	Bowie, Darrell	3-8	0-0	2-2	2	8	10	2	8	1	4	0	1	1		16
13	Long, Jakolby	2-5	2-3	0-0	0	2	2	1	6	1	1	0	0	0		9
23	Gredler, Wes	0-0	0-0	0-0	0	0	0	0	0	0	0	0	1	0		2
24	Neziek, Stuart	1-1	0-0	0-0	0	1	1	0	2	1	0	0	0	0		2
33	Young, Solomon	5-6	0-0	1-4	1	4	5	5	11	0	2	1	0	0		14
Team						2	0	2								
Totals			47-85	8-26	11-20	17	45	62	16	113	31	20	4	11	200	
FG % 1st Half: 24-43		55.8%	2nd half: 23-42	54.8%	Game: 47-85	55.3%										
3FG % 1st Half: 5-14		35.7%	2nd half: 3-12	25.0%	Game: 8-26	30.8%										
FT % 1st Half: 6-13		46.2%	2nd half: 5-7	71.4%	Game: 11-20	55.0%										
																Deadball Rebounds 4

Officials: Tom Eades, Bret Smith, Craig Murley
Technical fouls: Savannah State-None. Iowa State-None.
Attendance: 14384
AP Ranking: ISU #24
Fouled Out: ISU #33 Young (0:19.1)

Score by periods	1st	2nd	Total
Savannah State	38	33	71
Iowa State	59	54	113

Last FG - SSUM 2nd-04:46. ISU 2nd-00:32.
Largest lead - SSUM by 1 1st-16:58. ISU by 43 2nd-01:24.
SSUM led for 00:44. ISU led for 38:29. Game was tied for 00:47.

Score tied - 0 times.
Lead changed - 6 times.

Official Basketball Box Score -- Game Totals -- Final Statistics

The Citadel vs Iowa State
11-20-16 1:06 p.m. at Hilton Coliseum - Ames, Iowa

The Citadel 63 • 3-2

#	Player	Total		3-Ptr		Rebounds			PF	TP	A TO Blk Stl					Min
		FG-FGA	FG-FGA	FT-FTA	FT-FTA	Off	Def	Tot			A	TO	Blk	Stl		
01	Frankie Johnson	-	0-3	0-2	0-0	1	1	2	3	0	3	1	0	0		20
02	Quayson Williams	-	4-11	4-10	3-4	1	3	4	2	15	1	3	0	2		26
05	Warren Sledge	-	1-7	1-4	2-2	0	1	1	2	5	3	1	0	0		26
10	Leandro Allende	-	1-7	1-4	0-0	0	0	0	2	3	0	1	0	0		11
35	Zane Najdawi	-	2-5	1-2	1-3	0	1	1	5	6	0	2	0	0		18
00	Preston Parks	3-13	1-7	0-0	0	3	3	1	7	6	3	1	1	23		
03	Matt Frierson	4-9	4-8	0-0	0	0	0	0	1	12	2	0	0	0		15
04	Ezekiel Balogun	1-4	1-3	0-0	1	1	2	1	3	3	0	2	0	0		10
11	Tom Koopman	0-2	0-0	0-0	1	2	3	0	0	0	0	0	0	0		8
21	Bobby Duncan	0-0	0-0	0-0	0	1	1	1	0	0	1	0	1	1		5
23	Kaelon Harris	4-11	2-5	0-1	2	6	8	4	10	0	3	0	0	0		23
32	Brian White	1-5	0-0	0-0	1	3	4	2	2	1	0	1	1	1		15
Team						2	2	4								
Totals			21-77	15-45	6-10	9	24	33	24	63	16	17	2	6	200	
FG % 1st Half: 7-40		17.5%	2nd half: 14-37	37.8%	Game: 21-77	27.3%										
3FG % 1st Half: 5-23		21.7%	2nd half: 10-22	45.5%	Game: 15-45	33.3%										
FT % 1st Half: 3-4		75.0%	2nd half: 3-6	50.0%	Game: 6-10	60.0%										
																Deadball Rebounds 2

Iowa State 130 • 3-0

#	Player	Total		3-Ptr		Rebounds			PF	TP	A TO Blk Stl					Min
		FG-FGA	FG-FGA	FT-FTA	FT-FTA	Off	Def	Tot			A	TO	Blk	Stl		
05	Holden, Merrill	-	4-6	0-0	5-6	5	4	9	4	13	0	0	0	0		17
11	Morris, Monte	-	8-12	1-4	0-0	0	10	10	2	17	10	0	0	2		22
15	Mitrou-Long, Naz	-	11-19	2-7	2-3	1	6	7	0	26	6	0	0	0		21
21	Thomas, Matt	-	6-9	4-5	2-2	1	4	5	0	18	1	0	0	0		24
30	Burton, Deonte	-	3-7	0-1	1-2	0	3	3	3	7	2	0	2	2		17
01	Weiler-Babb, Nick	4-8	0-0	2-3	2	4	6	1	10	5	2	0	3	21		
04	Jackson, Donovan	4-7	1-3	1-2	0	0	0	1	10	3	2	0	1	20		
10	Bowie, Darrell	5-5	0-0	3-4	1	9	10	2	13	4	3	0	2	18		
13	Long, Jakolby	1-4	0-2	0-0	2	3	5	0	2	0	0	0	0	1		14
23	Gredler, Wes	0-0	0-0	0-2	0	2	2	0	0	0	0	0	0	0		3
24	Neziek, Stuart	1-3	0-0	0-0	1	0	1	0	2	0	0	0	1	3		
33	Young, Solomon	5-6	0-0	2-2	2	3	5	2	12	0	1	0	0	0		20
Team						0	0	0								
Totals			52-86	8-22	18-26	15	48	63	15	130	31	8	2	12	200	
FG % 1st Half: 24-43		55.8%	2nd half: 28-43	65.1%	Game: 52-86	60.5%										
3FG % 1st Half: 5-14		35.7%	2nd half: 3-8	37.5%	Game: 8-22	36.4%										
FT % 1st Half: 9-12		75.0%	2nd half: 9-14	64.3%	Game: 18-26	69.2%										
																Deadball Rebounds 3.1

Officials: Tom O'Neill, Michael Greenstein, Brooks Wells
Technical fouls: The Citadel-None. Iowa State-None.
Attendance: 14228
AP Ranking: ISU #20
Fouled Out: Citadel #35 Najdawi @ 10:09

Score by periods	1st	2nd	Total
The Citadel	22	41	63
Iowa State	62	68	130

Last FG - CIT 2nd-01:16. ISU 2nd-00:00.
Largest lead - CIT None. ISU by 68 2nd-07:14.
CIT led for 00:00. ISU led for 39:45. Game was tied for 00:15.

Score tied - 0 times.
Lead changed - 0 times.

Official Basketball Box Score -- Game Totals -- Final Statistics

Mount St. Mary's vs Iowa State
11-14-16 7:06 p.m. at Hilton Coliseum - Ames, Iowa

Mount St. Mary's 55 • 0-2

#	Player	Total		3-Ptr		Rebounds			PF</
---	--------	-------	--	-------	--	----------	--	--	------

CYCLONE SEASON BOX SCORES

Official Basketball Box Score -- Game Totals -- Final Statistics Iowa State vs Miami 11-25-16 11 am ET at Lake Buena Vista, Fla. (HP Field House)

Iowa State 73 • 5-0

#	Player		Total		3-Ptr		Rebounds			PF	TP	A	TO	Blk	Stl	Min
			FG-FGA	FG-FGA	FT-FTA	Off	Def	Tot								
05	Holden, Merrill	f	1-3	0-0	4-6	4	2	6	5	6	0	0	0	1	20	
11	Morris, Monte	g	2-8	0-1	2-2	0	2	2	3	6	5	2	0	0	22	
15	Mitrou-Long, Naz	g	4-13	2-9	0-0	0	5	5	1	10	3	2	0	1	35	
21	Thomas, Matt	g	4-7	2-3	2-3	2	2	4	2	12	2	2	0	2	30	
30	Burton, Deonte	g	8-16	2-2	3-3	2	5	7	2	21	0	1	1	1	35	
01	Weiler-Babb, Nick		0-3	0-0	4-4	0	2	2	2	4	0	0	0	3	23	
04	Jackson, Donovan		3-6	2-4	0-0	0	2	2	2	8	0	2	0	1	18	
10	Bowie, Darrell		3-5	0-0	0-0	0	5	5	4	6	0	1	0	1	17	
Team						1	2	3								
Totals				25-61	8-19	15-18	9	27	36	21	73	10	10	1	10	200
FG % 1st Half: 12-30 40.0% 2nd half: 13-31 41.9% Game: 25-61 41.0%																
3FG % 1st Half: 6-8 75.0% 2nd half: 2-11 18.2% Game: 8-19 42.1%																
FT % 1st Half: 5-7 71.4% 2nd half: 10-11 90.9% Game: 15-18 83.3%																
																Deadball Rebounds 1

Miami 56 • 4-1

#	Player		Total		3-Ptr		Rebounds			PF	TP	A	TO	Blk	Stl	Min
			FG-FGA	FG-FGA	FT-FTA	Off	Def	Tot								
21	Kamari Murphy	f	1-5	0-0	2-2	2	10	12	3	4	0	4	0	0	32	
15	Ebuka Izundu	c	0-0	0-0	0-0	1	2	3	1	0	0	1	1	0	9	
00	Ja'Quan Newton	g	9-13	0-0	3-4	0	2	2	0	21	3	3	0	3	38	
03	Anthony Lawrence	g	1-6	0-2	4-5	0	2	2	4	6	0	2	0	1	24	
05	Davon Reed	g	2-9	1-7	8-9	1	2	3	0	13	1	3	0	1	36	
04	DJ Vasiljevic		2-7	1-5	0-0	0	0	0	1	5	0	1	0	1	16	
11	Bruce Brown		1-5	0-2	0-0	2	5	7	5	2	2	4	0	1	21	
20	Dewan Huell		2-5	0-0	1-2	2	4	6	4	5	0	1	1	0	24	
Team						0	2	2								
Totals			18-50	2-16	18-22	8	29	37	18	56	6	19	2	7	200	
FG % 1st Half: 10-25 40.0% 2nd half: 8-25 32.0% Game: 18-50 36.0%																
3FG % 1st Half: 2-9 22.2% 2nd half: 0-7 0.0% Game: 2-16 12.5%																
FT % 1st Half: 7-9 77.8% 2nd half: 11-13 84.6% Game: 18-22 81.8%																
Rebounds 1																

Officials: James Breeding, Tim Nestor, Brent Hampton
Technical fouls: Iowa State-Thomas, Matt. Miami-None.
Attendance: 1876
Advocate Invitational Game Five

Score by periods	1st	2nd	Total
Iowa State	35	38	73
Miami	29	27	56

Points	In	Off	2nd	Fast
ISU	18	22	14	6
UM	24	16	11	4

Official Basketball Box Score -- Game Totals -- Final Statistics Iowa State vs Gonzaga 11-27-16 1:30 pm ET at Lake Buena Vista, Fla. (HP Field House)

Iowa State 71 • 5-1

#	Player	Total		3-Ptr		Rebounds			PF	TP	A TO Blk Stl				Min
		FG-FGA	FG-FGA	FT-FTA	Off	Def	Total	A			TO	Blk	Stl		
05	Holden, Merrill	f	3-3	0-0	2-5	1	0	1	4	8	0	0	2	1	27
11	Morris, Monte	g	6-16	1-4	1-1	3	2	5	1	14	9	1	0	1	37
15	Mitrou-Long, Naz	g	5-12	4-9	2-2	1	8	9	3	16	2	2	0	0	34
21	Thomas, Matt	g	1-6	0-4	0-0	0	2	2	0	2	1	1	0	0	29
30	Burton, Deonte	g	13-24	3-5	0-0	4	8	12	3	29	0	1	2	0	36
01	Weiler-Babb, Nick		1-1	0-0	0-0	2	0	2	2	2	1	0	0	0	15
04	Jackson, Donovan		0-2	0-2	0-0	0	0	0	0	0	0	0	0	0	11
10	Bowie, Darrell		0-2	0-0	0-0	1	1	2	2	0	0	0	0	0	11
Team						1	0	1							
Totals			29-66	8-24	5-8	13	21	34	15	71	13	6	4	2	200

FG % 1st Half:	13-34	38.2%	2nd half:	16-32	50.0%	Game:	29-66	43.9%	Deadball Rebounds 2
3FG % 1st Half:	5-15	33.3%	2nd half:	3-9	33.3%	Game:	8-24	33.3%	
FT % 1st Half:	3-3	100.0	2nd half:	2-5	40.0%	Game:	5-8	62.5%	

Gonzaga 73 • 6-0

#	Player		Total			3-Ptr			Rebounds			PF	TP	A To Blk Stl				Min
			FG-FGA	FG-FGA	FT-FTA	Off	Def	Total	A	To	Blk			Stl				
03	WILLIAMS, Johnathan	f	4-5	1-1	0-2	2	5	7	2	9	1	3	0	0	26			
24	KARNOWSKI, Przemek	c	5-13	0-1	1-2	3	5	8	2	11	5	1	1	0	22			
04	MATHEWS, Jordan	g	3-7	1-4	0-0	0	2	2	1	7	1	2	0	0	30			
05	WILLIAMS-GOSS, Nigel	g	6-10	6-8	0-0	0	4	4	1	18	4	2	0	0	37			
13	PERKINS, Josh	g	4-8	3-6	1-2	0	4	4	0	12	5	2	0	1	35			
00	MELSON, Silas		0-4	0-3	0-0	1	0	1	2	0	1	0	0	0	18			
32	COLLINS, Zach		2-3	1-1	4-6	1	1	2	1	9	0	0	0	0	18			
33	TILLIE, Killian		3-5	1-1	0-0	1	4	5	2	7	1	1	0	0	14			
Team						1	0	1										
Totals				27-55	13-25	6-12	9	25	34	11	73	18	11	1	20			
FG % 1st Half: 20-31 64.5% 2nd half: 7-24 29.2% Game: 27-55 49.1%																		
3FG % 1st Half: 8-12 66.7% 2nd half: 5-13 38.5% Game: 13-25 52.0%																		
FT % 1st Half: 1-2 50.0% 2nd half: 5-10 50.0% Game: 6-12 50.0%																		
															Deadball Rebounds	4		

Officials: Karl Hess, Raymie Styons, Olandis Poole
Technical fouls: Iowa State-None. Gonzaga-None.
Attendance: 2305
Advocate Invitational Championship Game

Score by periods	1st	2nd	Total
Iowa State	34	37	71
Gonzaga	49	24	73

Points	In	Off	2nd	Fast
ISU	24	14	15	4
GON	26	2	14	0

Last FG - ISU 2nd-03:02, GON 2nd-05:40.
Largest lead - ISU None, GON by 18 2nd-17:16.
ISU led for 00:00. GON led for 39:10. Game was tied for 00:41.

Score tied - 2 times.
Lead changed - 0 times.

Official Basketball Box Score -- Game Totals -- Final Statistics Cincinnati vs Iowa State 12-01-16 8:01 p.m. at Hilton Coliseum - Ames, Iowa

Cincinnati 55 • 6-1

#	Player		Total		3-Ptr		Rebounds			PF	TP	A TO Blk Stl				Min
			FG-FGA	FG-FGA	FT-FTA		Off	Def	Tot							
01	EVANS, Jacob	*	4-12	1-5	2-2	1	2	3	1	11	2	3	0	1	42	
10	CAUPAIN, Troy	*	2-11	0-6	3-3	1	9	10	2	7	1	3	1	1	42	
11	CLARK, Gary	*	5-8	0-1	1-2	4	6	10	2	11	2	2	3	0	37	
24	WASHINGTON, Kyle	*	6-15	1-3	0-1	4	6	10	3	13	1	1	1	0	31	
25	JOHNSON, Kevin	*	4-10	1-5	2-2	0	4	4	2	11	1	0	0	1	39	
00	MOORE, Quadri		0-1	0-0	0-0	0	1	1	0	0	0	0	0	1	2	
03	JENIFER, Justin		0-1	0-0	0-0	0	0	0	1	0	1	0	0	0	5	
13	SCOTT, Tre		0-1	0-0	0-0	2	1	3	0	0	1	1	0	0	12	
33	BROOKS, Nysier		1-1	0-0	0-0	3	1	4	1	2	0	2	0	0	8	
34	CUMBERLAND, Jarron		0-2	0-1	0-0	0	0	0	1	0	0	0	0	0	7	
	Team					1	0	1								
Totals			22-62	3-21	8-10	16	30	46	13	55	9	14	5	4	225	
FG % 1st Half: 9-28 32.1%			2nd half: 12-31 38.7%	OT: 1-3 33.3%	Game: 22-62 35.5%	Deadball										
3FG % 1st Half: 3-13 23.1%			2nd half: 0-7 0.0%	OT: 0-1 0.0%	Game: 3-21 14.3%	Rebounds										
FT % 1st Half: 4-4 100.0%			2nd half: 1-2 50.0%	OT: 3-4 75.0%	Game: 8-10 80.0%	2.1										

Iowa State 54 • 5-2

		Total		3-Ptr		Rebounds										
#	Player	FG-FGA	FG-FGA	FT-FTA	Off	Def	Tot	PF	TP	A	TO	Blk	Stl	Min		
05	Holden, Merrill	*	0-1	0-0	0-0	0	2	2	4	0	1	0	0	16		
11	Morris, Monte	*	7-16	0-3	1-1	1	1	2	0	15	2	1	1	0 39		
15	Mitrou-Long, Naz	*	0-7	0-5	0-0	1	1	2	1	0	1	1	0	1 37		
21	Thomas, Matt	*	5-11	3-8	0-0	1	6	7	2	13	0	3	0	4 35		
30	Burton, Deonte	*	4-13	1-3	0-0	5	3	8	3	9	0	0	0	0 30		
01	Weiler-Babb, Nick		1-3	0-0	0-0	0	3	3	0	2	1	0	0	0 21		
04	Jackson, Donovan		1-2	1-2	1-2	0	0	0	1	4	0	0	0	1 11		
10	Bowie, Darrell		4-7	0-0	3-8	2	5	7	2	11	1	0	2	1 36		
Team						0	3	3				1				
Totals			22-60	5-21	5-11	10	24	34	13	54	5	7	3	6 225		
FG % 1st Half: 9-20		45.0%	2nd half: 11-32		34.4%	OT: 2-8	25.0%	Game: 22-60		36.7%	Deadball					
3FG % 1st Half: 3-11		27.3%	2nd half: 2-7		28.6%	OT: 0-3	0.0%	Game: 5-21		23.8%	Rebounds					
FT % 1st Half: 3-8		37.5%	2nd half: 2-3		66.7%	OT: 0-0	0.0%	Game: 5-11		45.5%	3					

Officials: Kelly Self, James Luckie, Chris Rastatter
Technical fouls: Cincinnati-None. Iowa State-None.
Attendance: 14384
AP Ranking: ISU #19
Fouled Out: none

Score by periods	1st	2nd	OT	Total
Cincinnati	25	25	5	55
Iowa State	24	26	4	54

Points	In	Off	2nd	Fast
CIN	30	9	16	2
ISU	26	15	7	6

Last FG - CIN OT-01:14, ISU OT-02:29.
Largest lead - CIN by 4 1st-14:16, ISU by 7 1st-03:05.
CIN led for 12:32, ISU led for 25:07, Game was tied for 07:21.

Score tied - 9 times.
Lead changed - 16 times.

Official Basketball Box Score -- Game Totals -- Final Statistics Omaha vs Iowa State 12-05-16 7:06 p.m. at Hilton Coliseum - Ames, Iowa

Omaha 47 • 4-5

#	Player	Total		3-Ptr		Rebounds			PF	TP	A TO Blk Stl				Min
		FG-FGA	FG-FGA	FT-FTA	FT-FTA	Off	Def	Tot			A	TO	Blk	Stl	
15	TreShawn Thurman	*	3-11	0-2	0-0	2	5	7	0	6	0	4	0	1	27
21	Zach Jackson	*	1-8	0-2	0	3	4	7	0	2	1	2	0	0	27
23	Marcus Tyus	*	1-7	0-3	2-2	0	3	3	1	4	3	1	0	0	20
24	Tra-Deon Hollins	*	5-12	2-5	1-2	1	1	2	0	13	1	6	0	3	31
32	Daniel Meyer	*	2-4	0-0	1-2	2	1	3	1	5	0	0	0	1	13
00	JT Gibson		2-4	1-3	0-0	2	0	2	1	5	2	0	0	1	7
04	Kyler Erickson		0-3	0-1	0-0	0	2	2	0	0	1	1	0	0	12
05	KJ Robinson		1-4	0-1	0-0	0	0	0	0	2	1	2	0	0	14
11	Alex Allbery		1-3	1-1	0-0	0	0	0	1	3	0	0	0	0	3
33	Zach Pirog		2-3	0-0	0-2	1	4	5	3	4	0	0	2	0	20
44	Mitch Hahn		1-8	1-4	0-0	4	3	7	3	3	1	3	2	0	20
	Team					3	0	3							
	Totals		19-67	5-22	4-8	18	23	41	10	47	10	19	4	6	200
	FG % 1st Half:	9-33	27.3%	2nd half:	10-34	29.4%	Game:	19-67	28.4%						
	3FG % 1st Half:	2-13	15.4%	2nd half:	3-9	33.3%	Game:	5-22	22.7%						
	FT % 1st Half:	2-4	50.0%	2nd half:	2-4	50.0%	Game:	4-8	50.0%						
															Deads Rebound 3

CYCLONE SEASON BOX SCORES

Official Basketball Box Score -- Game Totals -- Final Statistics Iowa State vs Iowa 12/08/16 7 p.m. at Carver-Hawkeye Arena - Iowa City, IA

Iowa State 64 • 6-3

#	Player	Total		3-Ptr		Rebounds			PF	TP	A TO Blk Stl				Min
		FG-FGA	FG-FGA	FT-FTA	Off Def Tot	PF	TP	A TO Blk Stl							
05	Holden, Merrill	r	0-1	0-0	1-2	1	0	1	2	1	0	1	0	0	13
30	Burton, Deonte	r	5-13	0-3	0-0	3	5	8	3	10	2	2	0	1	30
11	Morris, Monte	g	4-15	2-6	0-1	1	4	5	3	10	5	2	0	1	37
15	Mitrou-Long, Naz	g	3-8	2-6	2-2	1	0	1	4	10	0	2	0	2	26
21	Thomas, Matt	g	6-14	2-7	0-0	1	5	6	4	14	0	0	0	1	25
01	Weiler-Babb, Nick		4-8	1-4	1-2	0	4	4	2	10	1	1	0	1	24
04	Jackson, Donovan		0-4	0-3	0-0	0	0	0	2	0	1	0	0	0	12
10	Bowie, Darrell		2-5	1-1	0-0	3	5	8	4	5	0	3	1	0	19
33	Young, Solomon		1-2	0-0	2-2	1	1	2	1	4	0	0	0	1	14
Team					2	2	4								
Totals		25-70	8-30	6-9	13	26	39	25	64	9	11	1	7	200	
FG % 1st Half: 11-32		34.4%	2nd half: 14-38		36.8%	Game: 25-70		35.7%	Deadball		Rebounds		0		
3FG % 1st Half: 3-15		20.0%	2nd half: 5-15		33.3%	Game: 8-30		26.7%							
FT % 1st Half: 4-4		100.0	2nd half: 2-5		40.0%	Game: 6-9		66.7%							

Iowa 78 • 5-5

#	Player	Total		3-Ptr		Rebounds			PF	TP	A TO Blk Stl				Min
		FG-FGA	FG-FGA	FT-FTA	Off Def Tot	PF	TP	A TO Blk Stl							
00	Wagner, Ahmad	r	1-2	0-0	2-4	2	3	5	3	4	2	2	0	0	21
35	Pemsl, Cordell	r	4-7	0-0	3-5	1	4	5	3	11	0	2	1	0	28
03	Bohannon, Jordan	g	2-8	2-6	2-2	0	5	5	1	8	4	3	0	0	30
04	Moss, Isaiah	g	6-11	1-4	1-2	2	2	4	1	14	1	1	1	1	31
14	Jok, Peter	g	9-17	4-7	1-2	0	9	9	3	23	3	4	0	2	35
10	Williams, Christian		0-1	0-1	2-2	0	1	1	0	2	2	1	0	0	11
24	Ellingson, Brady		1-1	1-1	0-0	0	2	2	0	3	1	0	0	0	12
25	Uhl, Dom		1-4	1-1	0-0	0	2	2	0	3	0	0	0	0	15
51	Baer, Nicholas		2-4	0-2	6-7	2	6	8	4	10	0	0	1	2	17
Team					0	1	1								
Totals		26-55	9-22	17-24	7	35	42	15	78	13	13	3	5	200	
FG % 1st Half: 16-27		59.3%	2nd half: 10-28		35.7%	Game: 26-55		47.3%	Deadball		Rebounds		3		
3FG % 1st Half: 6-10		60.0%	2nd half: 3-12		25.0%	Game: 9-22		40.9%							
FT % 1st Half: 6-10		60.0%	2nd half: 11-14		78.6%	Game: 17-24		70.8%							

Officials: Terry Wymer, Tom Eades, Bert Smith

Technical fouls: Iowa State-None. Iowa-None.

Attendance: 13956

Iowa Corn Cy-Hawk Series

Score by periods	1st	2nd	Total
Iowa State	29	35	64
Iowa	44	34	78

Points	In	Off	2nd	Fast
ISU	Paint	T/O	Chance	Break
IOWA	24	5	11	4
	28	9	3	13
				18

Last FG - ISU 2nd-00:52, IOWA 2nd-01:02.

Largest lead - ISU by 4 1st-18:14, IOWA by 17 2nd-19:35.

ISU led for 03:06. IOWA led for 36:31. Game was tied for 00:23.

Score tied - 0 times.
Lead changed - 3 times.

Official Basketball Box Score -- Game Totals -- Final Statistics Miss. Valley State vs Iowa State

12-20-16 6:06 p.m. at Hilton Coliseum - Ames, Iowa

Miss. Valley State 60 • 0-12

#	Player	Total		3-Ptr		Rebounds			PF	TP	A TO Blk Stl				Min
		FG-FGA	FG-FGA	FT-FTA	Off Def Tot	PF	TP	A TO Blk Stl							
03	Darrell Riley	-	8-20	0-1	2-2	1	4	5	3	18	1	1	0	1	35
05	Rashaan Surles	-	2-10	0-4	0-0	1	1	2	2	4	2	2	1	0	22
10	TaJay Henry	-	1-3	0-0	1-2	2	2	4	1	3	0	2	1	1	24
11	Kylan Phillips	-	3-6	2-3	0-0	0	2	2	2	8	2	1	0	2	32
23	Amos Given	-	1-6	0-0	2-4	2	2	4	1	4	0	2	0	1	19
00	Vacha Vaughn	-	1-4	0-1	1-3	2	1	3	3	3	1	1	0	2	14
12	Lorenzo Hunt	-	0-1	0-0	0-0	1	1	2	2	0	0	0	0	0	14
13	Jabari Alex	-	1-2	0-0	0-0	1	2	3	0	2	0	0	0	1	11
24	Isaac Williams	-	6-14	3-9	3-3	2	0	2	1	18	0	1	0	0	25
33	Jamal Watson	-	0-0	0-0	0-0	0	0	0	0	0	0	0	0	0	4
Team					1	0	1								
Totals		23-66	5-18	9-14	13	15	28	15	60	6	10	2	8	200	
FG % 1st Half: 15-35		42.9%	2nd half: 8-31		25.8%	Game: 23-66		34.8%	Deadball		Rebounds		1		
3FG % 1st Half: 4-10		40.0%	2nd half: 1-8		12.5%	Game: 5-18		27.8%							
FT % 1st Half: 1-2		50.0%	2nd half: 8-12		66.7%	Game: 9-14		64.3%							

Iowa State 88 • 8-3

#	Player	Total		3-Ptr		Rebounds			PF	TP	A TO Blk Stl				Min
		FG-FGA	FG-FGA	FT-FTA	Off Def Tot	PF	TP	A TO Blk Stl							
10	Bowie, Darrell	-	2-4	0-0	1-2	0	2	2	1	5	4	4	1	1	21
11	Morris, Monte	-	5-8	1-3	2-2	0	4	4	1	13	4	1	0	1	30
15	Mitrou-Long, Naz	-	6-10	6-9	1-2	0	4	4	2	19	4	2	1	1	34
21	Thomas, Matt	-	9-14	3-7	2-2	1	7	8	1	23	0	1	0	0	33
30	Burton, Deonte	-	3-5	0-0	2-2	2	7	9	2	8	3	2	0	2	22
00	Carter, Simeon	-	0-0	0-0	0-0	0	0	0	0	0	0	0	0	0	1
01	Weiler-Babb, Nick	-	0-0	0-0	0-0	0	2	2	0	0	0	2	0	0	6
04	Jackson, Donovan	-	3-5	3-5	0-0	2	2	3	9	6	1	0	0	0	26
05	Holden, Merrill	-	1-3	0-0	1-2	0	0	0	0	3	0	0	0	0	7
13	Long, Jakolby	-	0-0	0-0	0-0	0	0	0	0	0	0	0	0	0	3
23	Greder, Wes	-	0-2	0-2	0-0	0	0	0	0	0	0	0	0	0	2
33	Young, Solomon	-	3-5	0-0	2-4	4	3	7	2	8	0	2	1	0	15
Team					3	2	5								
Totals		32-56	13-26	11-16	10	33	43	12	88	21	15	3	5	200	
FG % 1st Half: 17-28		60.7%	2nd half: 15-28		53.6%	Game: 32-56		57.1%	Deadball		Rebounds		4,1		
3FG % 1st Half: 7-12		58.3%	2nd half: 6-14		42.9%	Game: 13-26		50.0%							
FT % 1st Half: 3-4		75.0%	2nd half: 8-12		66.7%	Game: 11-16		68.8%							

Officials: John Higgins, Patrick Adams, Kerby Siltton

Technical fouls: Miss. Valley State-None. Iowa State-None.

Attendance: 13692

Fouled Out: None

Score by periods	1st	2nd	Total
Miss. Valley State	35	25	60
Iowa State	44	44	88

Points	In	Off	2nd	Fast
MVSU	Paint	T/O	Chance	Break
ISU	26	17	12	4
	30	12	11	10
				20

Last FG - MVSU 2nd-00:05, ISU 2nd-00:29.

Largest lead - MVSU by 1 1st-08:13, ISU by 32 2nd-02:08.

MVSU led for 00:39. ISU led for 38:32. Game was tied for 00:49.

Score tied - 1 time.
Lead changed - 4 times.

Official Basketball Box Score -- Game Totals -- Final Statistics Drake vs Iowa State

12-17-16 6:08 p.m. at Wells Fargo Arena - Des Moines, Iowa

Drake 80 • 1-9

		Total			3-Ptr			Rebounds										
#	Player	FG	FGA	FT	FTA	Off	Def	Tot	PF	TP	A	TO	Blk	Stl	Min			
02	Wampler, Billy	9-12	3-6	2-2		1	6	7	1	23	1	3	0	0	32			
03	Woodward, Graham	2-5	0-0	0-0		0	1	1	2	4	0	1	0	0	13			
10	Thomas, T.J.	1-4	0-1	4-4		4	5	9	4	6	2	1	2	0	0			
12	Timmer, Reed	6-14	2-5	1-1		1	1	2	0	15	1	1	0	0	23			
32	Kuenstling, Kory	0-3	0-0	0-0		4	0	4	3	0	0	0	0	0	13			
00	Rivers, C.J.	1-6	0-1	0-0		0	5	5	0	2	6	1	1	0	22			
04	McMurray, De'Antae	6-12	2-4	0-0		0	2	2	3	14	4	0	0	0	28			
11	Enevold, Jacob	2-2	0-0	0-0		2	5	7	2	4	0	1	0	0	12			
22	Schlatter, Casey	2-3	1-1	1-2		0	2	2	3	6	0	2	0	0	9			
23	Arogundade, Ore	2-11	2-6	0-0		0	2	2	1	6	0	0	0	1	20			
35	McGlynn, Nick	0-2	0-0	0-0		0	1	1	2	0	0	0	0	0	6			
Team						1	1	2										
Totals		31-74	10-24	8-9		13	31	44	21	80	14	0	3	1	200			
FG % 1st Half: 15-38		39.5%	2nd half: 16-36	44.4%	Game: 31-74		41.9%							Deadball Rebounds				
3FG % 1st Half: 6-14		42.9%	2nd half: 4-10	40.0%	Game: 10-24		41.7%							1				
FT % 1st Half: 4-4		100.0%	2nd half: 4-5	80.0%	Game: 8-9		88.9%											

CYCLONE SEASON BOX SCORES



Official Basketball Box Score -- Game Totals -- Final Statistics
Iowa State vs Baylor
01/04/17 7 p.m. at Ferrell Center (Waco, Texas)



Iowa State 63 • 9-4 (1-1)

#	Player		Total		3-Ptr		Rebounds			PF	TP					Min
			FG-FTA	FG-FGA	FT-FTA	FT-FTA	Off	Def	Tot			A	TO	Blk	Stl	
10	Bowie, Darrell	f	2-4	0-1	1-4	1	4	5	2	5	2	2	0	0	26	
11	Morris, Monte	g	4-18	1-4	3-4	1	6	7	1	12	5	1	0	1	36	
15	Mitrou-Long, Naz	g	7-11	3-6	0-0	1	3	4	2	17	3	0	0	0	36	
21	Thomas, Matt	g	2-8	2-6	0-0	1	2	3	0	6	2	0	0	2	34	
30	Burton, Deonte	g	5-13	1-1	0-0	2	2	4	4	11	0	1	0	2	17	
01	Weiler-Babb, Nick		2-2	2-2	1-3	0	3	3	1	7	3	1	0	2	24	
04	Jackson, Donovan		0-2	0-1	0-0	0	0	0	0	0	1	0	0	0	12	
05	Holden, Merrill		0-0	0-0	0-0	0	0	0	2	0	0	0	1	0	3	
33	Young, Solomon		2-3	1-1	0-0	0	0	0	4	5	0	0	0	0	12	
Team						1	1	2								
Totals				24-61	10-22	5-11	7	21	28	16	63	16	5	1	7	200
FG % 1st Half: 12-31 38.7%			2nd half: 12-30 40.0%	Game: 24-61 39.3%												Deadball Rebounds 3
3FG % 1st Half: 8-15 53.3%			2nd half: 2-7 28.6%	Game: 10-22 45.5%												
FT % 1st Half: 4-6 66.7%			2nd half: 1-5 20.0%	Game: 5-11 45.5%												

Baylor 65 • 14-0 (2-0) #2/3

#	Player	Total		3-Ptr		Rebounds			PF	TP	A TO Blk Stl					Min
		FG-FGA	FG-FGA	FT-FTA	FT-FTA	Off	Def	Tot								
00	Lual-Acuil Jr., Jo	f	6-10	0-1	3-5	2	6	8	4	15	0	1	1	0	24	
05	Motley, Johnathan	f	6-9	0-0	1-2	3	9	12	2	13	1	4	1	1	37	
20	Lecomte, Manu	g	3-10	0-4	1-2	0	1	1	0	7	2	4	0	0	33	
22	McClure, King	g	3-4	1-2	0-0	0	3	3	2	7	1	0	0	1	11	
24	Wainright, Ishmail	g	1-8	0-4	0-0	3	4	7	2	8	1	0	0	0	25	
01	Mitchell, Wendell		0-1	0-1	0-0	0	0	0	0	0	0	0	0	0	3	
04	Lindsey, Jake		4-7	2-3	0-0	1	1	2	2	10	1	1	0	1	26	
25	Freeman, Al		0-5	0-2	4-4	0	1	1	1	4	0	1	0	0	22	
31	Maston, Terry		3-5	0-0	1-2	4	5	9	1	7	2	2	0	0	19	
Team						1	3	4								
Totals			26-59	3-17	10-15	14	33	47	14	65	15	13	3	2	200	
FG % 1st Half: 16-38 42.1% 2nd half: 10-21 47.6% Game: 26-59 44.1%																
3FG % 1st Half: 2-12 16.7% 2nd half: 1-5 20.0% Game: 3-17 17.6%																
FT % 1st Half: 3-7 42.9% 2nd half: 7-8 87.5% Game: 10-15 66.7%																
Deadball Rebounds 3																

Officials: R- Joe DeRosa, U1- Tom Eades, U2- Darron George
Technical fouls: Iowa State-None. Baylor-None.
Attendance: 7582

Score by periods	1st	2nd	Total
Iowa State	36	27	63
Baylor	37	28	65

	In	Off	2nd	Fast	Bench
Points	Paint	T/O	Chance	Break	
ISU	24	21	4	4	12
BU	40	6	11	2	21

Last FG - ISU 2nd-02:22, BU 2nd-00:08.
Largest lead - ISU by 6 2nd-07:05, BU by 8 1st-16:46.
ISU led for 14:13. BU led for 20:02. Game was tied for 05:45.

Score tied - 7 times.
Lead changed - 9 times.



Official Basketball Box Score -- Game Totals -- Final Statistics
Iowa State vs Oklahoma State
01/11/17 8 p.m. at Gallagher-Iba Arena (Stillwater, Okla.)



Iowa State 96 • 11-4, 3-1 Big 12

#	Player	Total		3-Ptr		Rebounds			PF	TP	A TO Blk Stl					Min
		FG-FGA	FG-FGA	FT-FTA	FT-FTA	Off	Def	Tot								
10	Bowie, Darrell	f	6-10	0-1	1-1	2	1	3	2	13	2	1	2	2	31	
11	Morris, Monte	g	10-16	4-5	6-6	2	3	5	0	30	5	0	0	4	39	
15	Mitrou-Long, Naz	g	6-11	1-5	4-7	1	5	6	4	17	4	1	0	0	34	
21	Thomas, Matt	g	7-12	4-9	1-2	1	3	4	3	19	2	0	0	3	32	
30	Burton, Deonte	g	5-12	1-2	1-1	2	4	6	4	12	4	3	3	2	27	
01	Weiler-Babb, Nick		0-0	0-0	0-0	1	1	2	2	0	0	1	0	0	9	
04	Jackson, Donovan		1-6	0-4	0-0	0	2	2	2	2	1	2	0	1	20	
33	Young, Solomon		1-2	0-0	1-1	0	0	0	0	3	0	1	0	1	8	
Team						5	0	5			1					
Totals			36-69	10-26	14-18	14	19	33	17	96	18	10	5	13	200	
FG % 1st Half: 20-37 54.1% 2nd half: 16-32 50.0% Game: 36-69 52.2%																
3FG % 1st Half: 5-14 35.7% 2nd half: 5-12 41.7% Game: 10-26 38.5%																
FT % 1st Half: 2-3 66.7% 2nd half: 12-15 80.0% Game: 14-18 77.8%																
Deadball Rebounds 0																

Oklahoma State 86 • 10-6, 0-4 Big 12

#	Player	Total		3-Ptr		Rebounds			PF	TP	A TO Blk Stl					Min
		FG-FGA	FG-FGA	FT-FTA	FT-FTA	Off	Def	Tot								
12	McGriff, Cameron	f	4-7	1-1	1-2	1	5	6	3	10	1	1	0	0	25	
23	Hammonds, Leyton	g	4-6	0-1	0-0	3	1	4	5	8	1	2	1	0	26	
01	Evans, Jawun	g	4-14	0-3	4-4	0	1	1	3	12	7	3	0	1	36	
13	Forté, Phil	g	9-11	4-6	2-2	1	1	2	3	24	0	2	0	2	33	
30	Carroll, Jeffrey	g	9-14	1-4	2-3	2	5	7	0	21	3	3	0	0	38	
00	Averette, Brandon		0-0	0-0	0-0	0	5	5	0	0	5	2	0	0	18	
04	Diagwa, Thomas		1-4	1-4	0-0	0	0	0	0	3	0	0	0	0	9	
24	Dillard, Davon		1-2	0-1	0-0	1	2	3	0	2	0	2	0	0	5	
41	Solomon, Mitchell		2-6	0-0	2-2	3	3	6	5	6	0	1	4	0	20	
Team						2	0	2								
Totals			34-64	7-20	11-13	13	23	36	19	86	17	16	5	3	200	
FG % 1st Half: 18-27 66.7% 2nd half: 16-37 43.2% Game: 34-64 53.1%																
3FG % 1st Half: 5-11 45.5% 2nd half: 2-9 22.2% Game: 7-20 35.0%																
FT % 1st Half: 5-6 83.3% 2nd half: 6-7 85.7% Game: 11-13 84.6%																
Deadball Rebounds 0																

Officials: Gary Maxwell, Paul Janssen, Marques Pettigrew
Technical fouls: Iowa State-None. Oklahoma State-None.
Attendance: 6066
Foul Outs: OSU-#41 Solomon (2:02), #23 Hammonds (0:17)

Score by periods	1st	2nd	Total
Iowa State	47	49	96
Oklahoma State	46	40	86

	In	Off	2nd	Fast	Bench
Points	Paint	T/O	Chance	Break	
ISU	44	15	10	19	5
OSU	50	15	12	5	11

Last FG - ISU 2nd-00:49, OSU 2nd-00:00.
Largest lead - ISU by 12 2nd-00:09, OSU by 5 2nd-10:03.
ISU led for 29:57, OSU led for 08:44. Game was tied for 01:19.

Score tied - 2 times.
Lead changed - 10 times.

Official Basketball Box Score -- Game Totals -- Final Statistics
Texas vs Iowa State
01-07-17 8:15 p.m. at Hilton Coliseum - Ames, Iowa

Texas 70 • 7-8, 1-2 Big 12

#	Player		Total		3-Ptr		Rebounds							PF	TP	A To Blk Stl				Min
			FG-FGA	FG-FGA	FT-FTA	Off	Def	Tot												
00	Mack, Tevin	*	6-13	2-6	1-2	3	3	6	2	15	1	2	1	0	34					
01	Jones, Andrew	*	5-7	2-3	2-3	0	7	7	2	14	2	3	0	0	29					
12	Roach Jr., Kerwin	*	7-9	4-4	3-6	1	1	2	3	21	5	3	1	1	37					
31	Allen, Jarrett	*	5-10	0-0	1-2	0	7	7	2	11	1	7	3	0	35					
32	Cleare, Shaquille	*	3-7	0-0	0-0	1	6	7	1	6	0	1	0	0	14					
03	Young, Jacob		0-2	0-2	1-1	1	2	3	2	1	2	2	0	1	24					
04	Banks, James		0-0	0-0	0-2	0	0	0	0	0	0	0	0	1	0	8				
10	Davis Jr., Eric		1-3	0-1	0-0	0	1	1	2	2	1	1	0	0	19					
	Team					1	1	2												
Totals			27-51	8-16	8-16	7	28	35	14	70	12	19	6	2	200					
FG % 1st Half:			12-24	50.0%	2nd half:	15-27	55.6%	Game:	27-51	52.9%	Deadball									
3FG % 1st Half:			3-8	37.5%	2nd half:	5-8	62.5%	Game:	8-16	50.0%	Rebound									
FT % 1st Half:			4-8	50.0%	2nd half:	4-8	50.0%	Game:	8-16	50.0%	5									

CYCLONE SEASON BOX SCORES

Official Basketball Box Score -- Game Totals -- Final Statistics

Kansas vs Iowa State

01-16-17 8:07 p.m. at Hilton Coliseum - Ames, Iowa

Kansas 76 • 17-1, 6-0 (#2)

#	Player	Total		3-Ptr	Rebounds			PF	TP	A	TO	Blk	Stl	Min
		FG-FGA	FG-FGA	FT-FTA	Off	Def	Tot							
00	Mason III, Frank	* 7-12	2-3	0-1	0	6	6	0	16	1	3	0	1	33
04	Graham, Devonte'	* 3-8	1-3	2-4	0	2	2	0	9	8	2	0	2	37
10	Mykhailiuk, Svi	* 5-7	3-5	0-0	1	5	6	3	13	0	1	0	0	33
11	Jackson, Josh	* 3-11	0-2	0-0	3	5	8	5	6	5	4	2	0	27
33	Lucas, Landen	* 7-9	0-0	0-0	3	3	6	3	14	1	4	1	0	28
02	Vick, Lagerald	4-6	0-2	0-0	2	3	5	1	8	3	3	2	1	27
15	Bragg Jr., Carlton	5-9	0-0	0-0	5	1	6	2	10	0	1	0	0	15
Team					0	2	2							
Totals		34-62	6-15	2-5	14	27	41	14	76	18	18	5	4	200
FG % 1st Half: 19-31		61.3%	2nd half: 15-31	48.4%	Game: 34-62		54.8%					Deadball		
3FG % 1st Half: 4-10		40.0%	2nd half: 2-5	40.0%	Game: 6-15		40.0%					Rebounds		
FT % 1st Half: 1-2		50.0%	2nd half: 1-3	33.3%	Game: 2-5		40.0%					1.1		

Iowa State 72 • 11-6, 3-3

#	Player	Total		3-Ptr	Rebounds			PF	TP	A	TO	Blk	Stl	Min
		FG-FGA	FG-FGA	FT-FTA	Off	Def	Tot							
10	Bowie, Darrell	* 0-6	0-2	0-0	0	0	0	2	0	0	1	0	2	13
11	Morris, Monte	* 9-15	3-4	2-2	2	5	7	2	23	7	3	1	4	40
15	Mitrou-Long, Naz	* 7-13	3-9	1-2	0	2	2	3	18	3	1	0	2	31
21	Thomas, Matt	* 2-5	2-5	0-0	0	0	0	0	6	0	1	0	1	33
30	Burton, Deonte	* 9-21	1-6	2-4	1	4	5	2	21	0	3	3	1	34
01	Weiler-Babb, Nick	0-2	0-1	2-2	3	4	7	1	2	3	1	1	1	27
04	Jackson, Donovan	0-0	0-0	0-0	0	0	0	0	0	2	0	0	0	16
33	Young, Solomon	1-1	0-0	0-0	0	0	0	2	2	0	0	0	0	6
Team					2	1	3							
Totals		28-63	9-27	7-10	8	16	24	12	72	15	10	5	11	200
FG % 1st Half: 16-32		50.0%	2nd half: 12-31	38.7%	Game: 28-63		44.4%					Deadball		
3FG % 1st Half: 3-12		25.0%	2nd half: 6-15	40.0%	Game: 9-27		33.3%					Rebounds		
FT % 1st Half: 2-2		100.0%	2nd half: 5-8	62.5%	Game: 7-10		70.0%					2		

Officials: Joe DeRosa, Doug Sirmons, Bert Smith

Technical fouls: Kansas-None. Iowa State-None.

Attendance: 14384

Fouled Out: KU #11 Jackson @ 0:14.6

Score by periods	1st	2nd	Total
Kansas	43	33	76
Iowa State	37	35	72

Points	In Paint	Off T/O	2nd Chance	Fast Break	Bench
KU	52	15	10	6	18
ISU	28	15	13	8	4

Last FG - KU 2nd-00:18, ISU 2nd-00:26.

Largest lead - KU by 10 1st-09:37, ISU by 2 1st-18:09.

KU led for 36:22, ISU led for 01:00. Game was tied for 02:38.

Score tied - 4 times.

Lead changed - 4 times.

2016-17 Cyclone Basketball
Iowa State Combined Team Statistics (as of Jan 16, 2017)
All games

RECORD:	OVERALL	HOME	AWAY	NEUTRAL
ALL GAMES	11-6	7-2	1-3	3-1
CONFERENCE	3-3	2-1	1-2	0-0
NON-CONFERENCE	8-3	5-1	0-1	3-1

#	Player	gp-gs	min	avg	Total	3-Point	F-Throw	Rebounds			pf	dq	a	to	blk	stl	pts	avg
					fg-fga	fg%	3fg-fga	3fg%	ft-fga	ft%	off	def	tot	avg				
11	Morris, Monte	17-17	567	33.4	105-221	.475	27-65	.415	34-42	.810	20	67	87	5.1	24	0	100	15.9
15	Mitrou-Long, Naz	17-17	538	31.6	98-203	.483	44-121	.364	29-37	.784	14	65	79	4.6	28	0	50	15.8
30	Burton, Deonte	17-17	444	26.1	91-213	.427	15-42	.357	23-37	.622	33	83	116	6.8	46	0	24	12.9
21	Thomas, Matt	17-17	498	29.3	67-155	.432	35-94	.372	18-20	.900	13	63	76	4.5	22	0	25	11.0
10	Bowie, Darrell	17-8	356	20.9	53-110	.482	5-13	.385	21-49	.429	31	55	86	5.1	38	0	16	7.8
01	Weiler-Babb, Nick	17-0	352	20.7	36-74	.486	4-16	.250	14-20	.700	21	53	74	4.4	18	0	30	5.3
04	Jackson, Donovan	17-0	295	17.4	30-79	.380	19-49	.388	5-9	.556	0	15	15	0.9	18	0	28	4.9
33	Young, Solomon	13-0	144	11.1	23-36	.639	1-3	.333	9-15	.600	16	18	34	2.6	24	1	0	4.3
05	Holden, Merrill	13-9	165	12.7	14-27	.519	0-0	.000	17-30	.567	16	13	29	2.2	34	1	0	3.5
13	Long, Jakolby	5-0	36	7.2	4-14	.286	3-6	.500	0-0	.000	3	6	9	1.8	1	0	1	2.2
00	Carter, Simeon	3-0	10	3.3	2-2	1.000	0-0	.000	2-3	.667	1	2	3	1.0	1	0	0	2.0
24	Nezlek, Stuart	4-0	9	2.3	2-5	.400	0-0	.000	2-2	1.000	1	2	3	0.8	0	0	1	1.5
23	Greder, Wes	5-0	11	2.2	0-3	.000	0-3	.000	0-3	.000	1	2	3	0.6	0	0	0	0.0
Team											32	17	49				4	
Total.....		0	3425		525-1142	.460	153-412	.371	174-267	.652	202	461	663	0.0	254	2	275	0.0
Opponents.....		0	3425		436-1061	.411	130-396	.328	144-217	.664	196	464	660	0.0	278	8	234	0.0

TEAM STATISTICS	ISU	OPP	Date	Opponent	Score	Att.
SCORING	1377	1146	11-11-16	SAVANNAH STATE	w 113-71	14384
Points per game	81.0	67.4	11-14-16	MOUNT ST. MARY'S	w 73-55	13981
Scoring margin	+13.6	-	11-20-16	THE CITADEL	w 130-63	14228
FIELD GOALS-ATT	525-1142	436-1061	1 11-24-16	vs Indiana State	w 73-71	2436
Field goal pct	.460	.411	1 11-25-16	vs Miami	w 73-56	1876
3 POINT FG-ATT	153-412	130-396	1 11-27-16	vs Gonzaga	L 71-73	2305
3-point FG pct	.371	.328	12-01-16	CINCINNATI	Lot 54-55	14384
3-pt FG made per game	9.0	7.6	12-05-16	OMAHA	w 91-47	14005
FREE THROWS-ATT	174-267	144-217	2 12-08-16	at Iowa	L 64-78	13956
Free throw pct	.652	.664	3 12-17-16	vs Drake	w 97-80	15028
F-Throws made per game	10.2	8.5	12-20-16	MISS. VALLEY STATE	w 88-60	13692
REBOUNDS	663	660	* 12-30-16	TEXAS TECH	w 63-56	14384
Rebounds per game	39.0	38.8	* 01-04-17	at Baylor	L 63-65	7582
Rebounding margin	+0.2	-	* 01-07-17	TEXAS	w 79-70	14384
ASSISTS	275	234	* 01-11-17	at Oklahoma State	w 96-86	6066
Assists per game	16.2	13.8	* 01-14-17	at TCU	L 77-84	6564
TURNOVERS	166	264	* 01-16-17	KANSAS	L 72-76	14384
Turnovers per game	9.8	15.5	* = Big 12 Conference game			
Turnover margin	+5.8	-	1 = AdvoCare Invitational, Lake Buena Vista, Fla.			
Assist/turnover ratio	1.7	0.9	2 = Iowa Corn Cy-Hawk Series, Iowa City, Iowa			
STEALS	138	74	3 = Hy-Vee Classic, Des Moines, Iowa			
Steals per game	8.1	4.4	4 = SEC/Big 12 Challenge, Nashville, Tenn.			
BLOCKS	51	66	5 = Phillips 66 Big 12 Championship, Kansas City, Mo.			
Blocks per game	3.0	3.9				
ATTENDANCE	127826	55813				
Home games-Avg/Game	9-14203	4-8542				
Neutral site-Avg/Game	-	4-5411				

Score by Periods	1st	2nd	OT	Totals
Iowa State	683	690	4	1377
Opponents	602	539	5	1146

2016-17 Cyclone Basketball
Iowa State Combined Team Statistics (as of Jan 16, 2017)
Conference games

RECORD:	OVERALL	HOME	AWAY	NEUTRAL
ALL GAMES	3-3	2-1	1-2	0-0
CONFERENCE	3-3	2-1	1-2	0-0
NON-CONFERENCE	0-0	0-0	0-0	0-0

##	Player	gp-gs	min	avg	Total		3-Point		F-Throw		Rebounds				pf	dq	a	to	blk	stl	pts	avg
					fg-fga	fg%	3fg-fga	3fg%	ft-fa	ft%	off	def	tot	avg								
11	Morris, Monte	6-6	227	37.8	40-89	.449	13-25	.520	17-19	.895	10	26	36	6.0	7	0	37	4	1	14	110	18.3
15	Mitrou-Long, Naz	6-6	207	34.5	37-70	.529	14-40	.350	13-17	.765	2	18	20	3.3	12	0	17	11	0	3	101	16.8
30	Burton, Deonte	6-6	159	26.5	34-84	.405	6-19	.316	8-14	.571	8	20	28	4.7	19	0	10	14	9	9	82	13.7
21	Thomas, Matt	6-6	177	29.5	18-40	.450	12-30	.400	6-7	.857	5	10	15	2.5	6	0	8	6	1	11	54	9.0
10	Bowie, Darrell	6-6	128	21.3	17-40	.425	1-6	.167	4-11	.364	7	8	15	2.5	13	0	5	6	3	8	39	6.5
01	Weiler-Babb, Nick	6-0	131	21.8	11-18	.611	2-6	.333	3-7	.429	6	19	25	4.2	8	0	8	6	1	5	27	4.5
04	Jackson, Donovan	6-0	112	18.7	9-25	.360	5-14	.357	2-2	1.000	0	6	6	1.0	4	0	9	2	0	3	25	4.2
33	Young, Solomon	6-0	51	8.5	5-10	.500	1-2	.500	1-1	1.000	3	1	4	0.7	9	0	0	1	0	1	12	2.0
05	Holden, Merrill	2-0	8	4.0	0-0	.000	0-0	.000	0-0	.000	0	0	0	0.0	3	0	0	0	1	1	0	0.0
Team											15	4	19					1				
Total.....		6	1200		171-376	.455	54-142	.380	54-78	.692	56	112	168	28.0	81	0	94	51	16	55	450	75.0
Opponents.....		6	1200		180-358	.503	38-113	.336	39-62	.629	76	161	237	39.5	90	4	101	96	31	18	437	72.8

TEAM STATISTICS	ISU	OPP	Date	Opponent	Score	Att.
SCORING	450	437	* 12-30-16	TEXAS TECH	W 63-56	14384
Points per game	75.0	72.8	* 01-04-17	at Baylor	L 63-65	7582
Scoring margin	+2.2	-	* 01-07-17	TEXAS	W 79-70	14384
FIELD GOALS-ATT	171-376	180-358	* 01-11-17	at Oklahoma State	W 96-86	6066
Field goal pct	.455	.503	* 01-14-17	at TCU	L 77-84	6564
3 POINT FG-ATT	54-142	38-113	* 01-16-17	KANSAS	L 72-76	14384
3-point FG pct	.380	.336				
3-pt FG made per game	9.0	6.3				
FREE THROWS-ATT	54-78	39-62				
Free throw pct	.692	.629				
F-Throws made per game	9.0	6.5				
REBOUNDS	168	237				
Rebounds per game	28.0	39.5				
Rebounding margin	-11.5	-				
ASSISTS	94	101				
Assists per game	15.7	16.8				
TURNOVERS	51	96				
Turnovers per game	8.5	16.0				
Turnover margin	+7.5	-				
Assist/turnover ratio	1.8	1.1				
STEALS	55	18				
Steals per game	9.2	3.0				
BLOCKS	16	31				
Blocks per game	2.7	5.2				
ATTENDANCE	43152	20212				
Home games-Avg/Game	3-14384	3-6737				
Neutral site-Avg/Game	-	0-0				

* = Big 12 Conference game
1 = AdvoCare Invitational, Lake Buena Vista, Fla.
2 = Iowa Corn Cy-Hawk Series, Iowa City, Iowa
3 = Hy-Vee Classic, Des Moines, Iowa
4 = SEC/Big 12 Challenge, Nashville, Tenn.
5 = Phillips 66 Big 12 Championship, Kansas City, Mo.

Score by Periods	1st	2nd	Totals
Iowa State	226	224	450
Opponents	236	201	437

2016-17 Cyclone Basketball
Iowa State Team Game-by-Game Comparison (as of Jan 16, 2017)
All games

Opponent	1st	2nd	Score	Mar	Total FG	FG Pct	3-Pointers	3FG Pct	Free Throws	FT Pct	Rebounds	Assist	T/Over	Block	Steal	Fouls
SAVANNAH STATE	59/38	54/33	113-71	+42	47-85/25-76	.553/.329	8-26/13-48	.308/.271	11-20/8-16	.550/.500	62/36 +26	31/20	20/22	4/2	11/12	16/20
MOUNT ST. MARY'S	39/22	34/33	73-55	+18	30-67/17-64	.448/.266	4-16/8-20	.250/.400	9-14/13-16	.643/.813	50/38 +12	14/8	11/13	3/2	5/2	17/15
THE CITADEL	62/22	68/41	130-63	+67	52-86/21-77	.605/.273	8-22/15-45	.364/.333	18-26/6-10	.692/.600	63/33 +30	31/16	8/17	2/2	12/6	15/24
Indiana State	41/40	32/31	73-71	+2	25-73/27-57	.342/.474	8-25/9-22	.320/.409	15-29/8-14	.517/.571	45/44 +1	5/13	11/20	2/9	10/4	13/26
Miami	35/29	38/27	73-56	+17	25-61/18-50	.410/.360	8-19/2-16	.421/.125	15-18/18-22	.833/.818	36/37 (1)	10/6	10/19	1/2	10/7	21/18
Gonzaga	34/49	37/24	71-73	(2)	29-66/27-55	.439/.491	8-24/13-25	.333/.520	5-8/6-12	.625/.500	34/34 -	13/18	6/11	4/1	2/1	15/11
CINCINNATI	24/25	26/25	54-55	(1)	22-60/22-62	.367/.355	5-21/3-21	.238/.143	5-11/8-10	.455/.800	34/46 (12)	5/9	7/14	3/5	6/4	13/13
OMAHA	48/22	43/25	91-47	+44	33-65/19-67	.508/.284	15-29/5-22	.517/.227	10-14/4-8	.714/.500	42/41 +1	22/10	11/19	7/4	11/6	13/10
Iowa	29/44	35/34	64-78	(14)	25-70/26-55	.357/.473	8-30/9-22	.267/.409	6-9/17-24	.667/.708	39/42 (3)	9/13	11/13	1/3	7/5	25/15
Drake	42/40	55/40	97-80	+17	34-77/31-74	.442/.419	14-32/10-24	.438/.417	15-24/8-9	.625/.889	47/44 +3	20/14	5/10	5/3	4/1	13/21
MISS. VALLEY STATE	44/35	44/25	88-60	+28	32-56/23-66	.571/.348	13-26/5-18	.500/.278	11-16/9-14	.688/.643	43/28 +15	21/6	15/10	3/2	5/8	12/15
TEXAS TECH	25/35	38/21	63-56	+7	21-53/22-57	.396/.386	6-21/6-21	.286/.286	15-18/6-8	.833/.750	27/42 (15)	10/12	6/15	1/4	2/2	12/17
Baylor	36/37	27/28	63-65	(2)	24-61/26-59	.393/.441	10-22/3-17	.455/.176	5-11/10-15	.455/.667	28/47 (19)	16/15	5/13	1/3	7/2	16/14
TEXAS	40/31	39/39	79-70	+9	32-65/27-51	.492/.529	10-24/8-16	.417/.500	5-12/8-16	.417/.500	29/35 (6)	19/12	11/19	2/6	12/2	11/14
Oklahoma State	47/46	49/40	96-86	+10	36-69/34-64	.522/.531	10-26/7-20	.385/.350	14-18/11-13	.778/.846	33/36 (3)	18/17	10/16	5/5	13/3	17/19
TCU	41/44	36/40	77-84	(7)	30-65/37-65	.462/.569	9-22/8-24	.409/.333	8-9/2-5	.889/.400	27/36 (9)	16/27	9/15	2/8	10/5	13/12
KANSAS	37/43	35/33	72-76	(4)	28-63/34-62	.444/.548	9-27/6-15	.333/.400	7-10/2-5	.700/.400	24/41 (17)	15/18	10/18	5/5	11/4	12/14

Note: Game totals are displayed in the format TEAM/OPPONENT for each category

2016-17 Cyclone Basketball
Iowa State Individual Game-by-Game (as of Jan 16, 2017)
All games

#00 Carter, Simeon

Opponent	Date	gs	min	Total		3-Pointers		Free throws		Rebounds				pf	a	t/o	blk	stl	pts	avg
				fg-fga	pct	3fg-fga	pct	ft-fta	pct	off	def	tot	avg							
SAVANNAH STATE	11-11-16		4	2-2	1.000	0-0	.000	2-3	.667	1	1	2	2.0	0	0	0	0	0	6	6.0
OMAHA	12-05-16		5	0-0	.000	0-0	.000	0-0	.000	0	1	1	1.5	1	0	0	0	0	0	3.0
MISS. VALLEY STATE	12-20-16		1	0-0	.000	0-0	.000	0-0	.000	0	0	0	1.0	0	0	0	0	0	0	2.0
Totals		0	10	2-2	1.000	0-0	.000	2-3	.667	1	2	3	1.0	1	0	0	0	0	6	2.0

Games played: 3
Minutes/game: 3.3
Points/game: 2.0
FG Pct: 100.0
FT Pct: 66.7

Rebounds/game: 1.0

#01 Weiler-Babb, Nick

Opponent	Date	gs	min	Total		3-Pointers		Free throws		Rebounds				pf	a	t/o	blk	stl	pts	avg
				fg-fga	pct	3fg-fga	pct	ft-fta	pct	off	def	tot	avg							
SAVANNAH STATE	11-11-16		21	3-5	.600	0-1	.000	0-0	.000	3	4	7	7.0	1	4	0	0	2	6	6.0
MOUNT ST. MARY'S	11-14-16		23	5-6	.833	0-0	.000	0-0	.000	2	3	5	6.0	0	2	1	0	0	10	8.0
THE CITADEL	11-20-16		21	4-8	.500	0-0	.000	2-3	.667	2	4	6	6.0	1	5	2	0	3	10	8.7
vs Indiana State	11-24-16		22	3-8	.375	1-2	.500	0-0	.000	1	4	5	5.8	1	1	0	1	4	7	8.3
vs Miami	11-25-16		23	0-3	.000	0-0	.000	4-4	1.000	0	2	2	5.0	2	0	0	0	3	4	7.4
vs Gonzaga	11-27-16		15	1-1	1.000	0-0	.000	0-0	.000	2	0	2	4.5	2	1	0	0	0	2	6.5
CINCINNATI	12-01-16		21	1-3	.333	0-0	.000	0-0	.000	0	3	3	4.3	0	1	0	0	0	2	5.9
OMAHA	12-05-16		25	2-5	.400	0-1	.000	2-2	1.000	2	4	6	4.5	0	5	0	1	2	6	5.9
at Iowa	12-08-16		24	4-8	.500	1-4	.250	1-2	.500	0	4	4	4.4	2	1	1	0	1	10	6.3
vs Drake	12-17-16		20	2-9	.222	0-2	.000	2-2	1.000	3	4	7	4.7	1	2	0	0	0	6	6.3
MISS. VALLEY STATE	12-20-16		6	0-0	.000	0-0	.000	0-0	.000	0	2	2	4.5	0	0	2	0	0	0	5.7
TEXAS TECH	12-30-16		27	3-6	.500	0-2	.000	0-1	.000	1	5	6	4.6	1	0	0	0	0	6	5.8
at Baylor	01-04-17		24	2-2	1.000	2-2	1.000	1-3	.333	0	3	3	4.5	1	3	1	0	2	7	5.8
TEXAS	01-07-17		16	1-1	1.000	0-0	.000	0-1	.000	0	4	4	4.4	3	1	2	0	0	2	5.6
at Oklahoma State	01-11-17		9	0-0	.000	0-0	.000	0-0	.000	1	1	2	4.3	2	0	1	0	0	0	5.2
at TCU	01-14-17		28	5-7	.714	0-1	.000	0-0	.000	1	2	3	4.2	0	1	1	0	2	10	5.5
KANSAS	01-16-17		27	0-2	.000	0-1	.000	2-2	1.000	3	4	7	4.4	1	3	1	1	1	2	5.3
Totals		0	352	36-74	.486	4-16	.250	14-20	.700	21	53	74	4.4	18	30	12	3	20	90	5.3

Games played: 17
Minutes/game: 20.7
Points/game: 5.3
FG Pct: 48.6
3FG Pct: 25.0
FT Pct: 70.0

Rebounds/game: 4.4
Assists/game: 1.8
Turnovers/game: 0.7
Assist/turnover ratio: 2.5
Steals/game: 1.2
Blocks/game: 0.2

2016-17 Cyclone Basketball
Iowa State Individual Game-by-Game (as of Jan 16, 2017)
All games

#04 Jackson, Donovan

Opponent	Date	gs	min	Total		3-Pointers		Free throws		Rebounds				pf	a	t/o	blk	stl	pts	avg
				fg-fga	pct	3fg-fga	pct	ft-fa	pct	off	def	tot	avg							
SAVANNAH STATE	11-11-16		17	1-5	.200	0-2	.000	0-1	.000	0	1	1	1.0	0	1	1	0	0	2	2.0
MOUNT ST. MARY'S	11-14-16		15	1-6	.167	0-2	.000	1-2	.500	0	1	1	1.0	1	4	0	0	0	3	2.5
THE CITADEL	11-20-16		20	4-7	.571	1-3	.333	1-2	.500	0	0	0	0.7	1	3	2	0	1	10	5.0
vs Indiana State	11-24-16		15	0-1	.000	0-0	.000	0-0	.000	0	0	0	0.5	1	0	1	0	0	0	3.8
vs Miami	11-25-16		18	3-6	.500	2-4	.500	0-0	.000	0	2	2	0.8	2	0	2	0	1	8	4.6
vs Gonzaga	11-27-16		11	0-2	.000	0-2	.000	0-0	.000	0	0	0	0.7	0	0	0	0	0	0	3.8
CINCINNATI	12-01-16		11	1-2	.500	1-2	.500	1-2	.500	0	0	0	0.6	1	0	0	0	0	4	3.9
OMAHA	12-05-16		23	5-10	.500	5-8	.625	0-0	.000	0	3	3	0.9	1	3	0	0	1	15	5.3
at Iowa	12-08-16		12	0-4	.000	0-3	.000	0-0	.000	0	0	0	0.8	2	1	0	0	0	0	4.7
vs Drake	12-17-16		15	3-6	.500	2-4	.500	0-0	.000	0	0	0	0.7	2	1	1	0	1	8	5.0
MISS. VALLEY STATE	12-20-16		26	3-5	.600	3-5	.600	0-0	.000	0	2	2	0.8	3	6	1	0	0	9	5.4
TEXAS TECH	12-30-16		22	1-2	.500	1-2	.500	0-0	.000	0	2	2	0.9	2	3	0	0	0	3	5.2
at Baylor	01-04-17		12	0-2	.000	0-1	.000	0-0	.000	0	0	0	0.8	0	1	0	0	0	0	4.8
TEXAS	01-07-17		22	1-5	.200	0-2	.000	2-2	1.000	0	2	2	0.9	0	1	0	0	1	4	4.7
at Oklahoma State	01-11-17		20	1-6	.167	0-4	.000	0-0	.000	0	2	2	1.0	2	1	2	0	1	2	4.5
at TCU	01-14-17		20	6-10	.600	4-5	.800	0-0	.000	0	0	0	0.9	0	1	0	0	1	16	5.3
KANSAS	01-16-17		16	0-0	.000	0-0	.000	0-0	.000	0	0	0	0.9	0	2	0	0	0	0	4.9
Totals		0	295	30-79	.380	19-49	.388	5-9	.556	0	15	15	0.9	18	28	10	0	7	84	4.9

Games played: 17
Minutes/game: 17.4
Points/game: 4.9
FG Pct: 38.0
3FG Pct: 38.8
FT Pct: 55.6

Rebounds/game: 0.9
Assists/game: 1.6
Turnovers/game: 0.6
Assist/turnover ratio: 2.8
Steals/game: 0.4

#05 Holden, Merrill

Opponent	Date	gs	min	Total		3-Pointers		Free throws		Rebounds				pf	a	t/o	blk	stl	pts	avg
				fg-fga	pct	3fg-fga	pct	ft-fa	pct	off	def	tot	avg							
SAVANNAH STATE	11-11-16	*	21	5-6	.833	0-0	.000	2-4	.500	3	2	5	5.0	1	0	2	1	0	12	12.0
MOUNT ST. MARY'S	11-14-16	*	9	0-1	.000	0-0	.000	0-0	.000	2	0	2	3.5	4	0	0	0	0	0	6.0
THE CITADEL	11-20-16	*	17	4-6	.667	0-0	.000	5-6	.833	5	4	9	5.3	4	0	0	0	0	13	8.3
vs Indiana State	11-24-16	*	6	0-1	.000	0-0	.000	0-0	.000	0	0	0	4.0	3	0	1	0	0	0	6.3
vs Miami	11-25-16	*	20	1-3	.333	0-0	.000	4-6	.667	4	2	6	4.4	5	0	0	0	1	6	6.2
vs Gonzaga	11-27-16	*	27	3-3	1.000	0-0	.000	2-5	.400	1	0	1	3.8	4	0	0	2	1	8	6.5
CINCINNATI	12-01-16	*	16	0-1	.000	0-0	.000	0-0	.000	0	2	2	3.6	4	0	1	0	0	0	5.6
OMAHA	12-05-16	*	14	0-1	.000	0-0	.000	1-3	.333	0	3	3	3.5	3	0	0	1	0	1	5.0
at Iowa	12-08-16	*	13	0-1	.000	0-0	.000	1-2	.500	1	0	1	3.2	2	0	1	0	0	1	4.6
vs Drake	12-17-16		7	0-1	.000	0-0	.000	1-2	.500	0	0	0	2.9	1	0	1	0	0	1	4.2
MISS. VALLEY STATE	12-20-16		7	1-3	.333	0-0	.000	1-2	.500	0	0	0	2.6	0	0	0	0	0	3	4.1
TEXAS TECH	12-30-16		5	0-0	.000	0-0	.000	0-0	.000	0	0	0	2.4	1	0	0	0	1	0	3.8
at Baylor	01-04-17		3	0-0	.000	0-0	.000	0-0	.000	0	0	0	2.2	2	0	0	1	0	0	3.5
Totals		9	165	14-27	.519	0-0	.000	17-30	.567	16	13	29	2.2	34	0	6	5	3	45	3.5

Games played: 13
Minutes/game: 12.7
Points/game: 3.5
FG Pct: 51.9
FT Pct: 56.7

Rebounds/game: 2.2
Turnovers/game: 0.5
Steals/game: 0.2
Blocks/game: 0.4

2016-17 Cyclone Basketball
Iowa State Individual Game-by-Game (as of Jan 16, 2017)
All games

#10 Bowie, Darrell

Opponent	Date	gs	min	Total		3-Pointers		Free throws		Rebounds				pf	a	t/o	blk	stl	pts	avg
				fg-fga	pct	3fg-fga	pct	ft-fa	pct	off	def	tot	avg							
SAVANNAH STATE	11-11-16		16	3-8	.375	0-0	.000	2-2	1.000	2	8	10	10.0	2	1	4	0	1	8	8.0
MOUNT ST. MARY'S	11-14-16		20	3-6	.500	0-0	.000	2-4	.500	1	5	6	8.0	2	1	1	0	0	8	8.0
THE CITADEL	11-20-16		18	5-5	1.000	0-0	.000	3-4	.750	1	9	10	8.7	2	4	3	0	2	13	9.7
vs Indiana State	11-24-16		27	5-9	.556	0-1	.000	3-12	.250	6	5	11	9.3	3	0	2	1	2	13	10.5
vs Miami	11-25-16		17	3-5	.600	0-0	.000	0-0	.000	0	5	5	8.4	4	0	1	0	1	6	9.6
vs Gonzaga	11-27-16		11	0-2	.000	0-0	.000	0-0	.000	1	1	2	7.3	2	0	0	0	0	0	8.0
CINCINNATI	12-01-16		36	4-7	.571	0-0	.000	3-8	.375	2	5	7	7.3	2	1	0	2	1	11	8.4
OMAHA	12-05-16		16	4-8	.500	2-3	.667	2-2	1.000	2	0	2	6.6	0	0	2	0	1	12	8.9
at Iowa	12-08-16		19	2-5	.400	1-1	1.000	0-0	.000	3	5	8	6.8	4	0	3	1	0	5	8.4
vs Drake	12-17-16	*	27	5-11	.455	1-2	.500	1-4	.250	6	2	8	6.9	3	0	1	1	0	12	8.8
MISS. VALLEY STATE	12-20-16	*	21	2-4	.500	0-0	.000	1-2	.500	0	2	2	6.5	1	4	4	1	1	5	8.5
TEXAS TECH	12-30-16	*	23	3-6	.500	1-1	1.000	0-2	.000	2	3	5	6.3	1	0	1	1	1	7	8.3
at Baylor	01-04-17	*	26	2-4	.500	0-1	.000	1-4	.250	1	4	5	6.2	2	2	2	0	0	5	8.1
TEXAS	01-07-17	*	19	3-9	.333	0-0	.000	0-2	.000	1	0	1	5.9	2	1	0	0	2	6	7.9
at Oklahoma State	01-11-17	*	31	6-10	.600	0-1	.000	1-1	1.000	2	1	3	5.7	2	1	1	2	2	13	8.3
at TCU	01-14-17	*	16	3-5	.600	0-1	.000	2-2	1.000	1	0	1	5.4	4	0	1	0	1	8	8.3
KANSAS	01-16-17	*	13	0-6	.000	0-2	.000	0-0	.000	0	0	0	5.1	2	0	1	0	2	0	7.8
Totals		8	356	53-110	.482	5-13	.385	21-49	.429	31	55	86	5.1	38	16	27	9	17	132	7.8

Games played: 17
Minutes/game: 20.9
Points/game: 7.8
FG Pct: 48.2
3FG Pct: 38.5
FT Pct: 42.9

Rebounds/game: 5.1
Assists/game: 0.9
Turnovers/game: 1.6
Assist/turnover ratio: 0.6
Steals/game: 1.0
Blocks/game: 0.5

#11 Morris, Monte

Opponent	Date	gs	min	Total		3-Pointers		Free throws		Rebounds				pf	a	t/o	blk	stl	pts	avg
				fg-fga	pct	3fg-fga	pct	ft-fa	pct	off	def	tot	avg							
SAVANNAH STATE	11-11-16	*	26	9-11	.818	2-3	.667	1-2	.500	0	2	2	2.0	1	11	0	0	3	21	21.0
MOUNT ST. MARY'S	11-14-16	*	31	7-12	.583	2-3	.667	2-4	.500	1	2	3	2.5	2	3	2	0	1	18	19.5
THE CITADEL	11-20-16	*	22	8-12	.667	1-4	.250	0-0	.000	0	10	10	5.0	2	10	0	0	2	17	18.7
vs Indiana State	11-24-16	*	37	8-17	.471	3-6	.500	1-3	.333	2	7	9	6.0	2	1	2	0	0	20	19.0
vs Miami	11-25-16	*	22	2-8	.250	0-1	.000	2-2	1.000	0	2	2	5.2	3	5	2	0	0	6	16.4
vs Gonzaga	11-27-16	*	37	6-16	.375	1-4	.250	1-1	1.000	3	2	5	5.2	1	9	1	0	1	14	16.0
CINCINNATI	12-01-16	*	39	7-16	.438	0-3	.000	1-1	1.000	1	1	2	4.7	0	2	1	1	0	15	15.9
OMAHA	12-05-16	*	24	2-5	.400	1-3	.333	2-2	1.000	0	2	2	4.4	2	9	4	0	2	7	14.8
at Iowa	12-08-16	*	37	4-15	.267	2-6	.333	0-1	.000	1	4	5	4.4	3	5	2	0	1	10	14.2
vs Drake	12-17-16	*	35	7-12	.583	1-4	.250	5-5	1.000	2	5	7	4.7	0	4	0	1	0	20	14.8
MISS. VALLEY STATE	12-20-16	*	30	5-8	.625	1-3	.333	2-2	1.000	0	4	4	4.6	1	4	1	0	1	13	14.6
TEXAS TECH	12-30-16	*	39	5-11	.455	2-3	.667	2-2	1.000	0	3	3	4.5	1	6	0	0	0	14	14.6
at Baylor	01-04-17	*	36	4-18	.222	1-4	.250	3-4	.750	1	6	7	4.7	1	5	1	0	1	12	14.4
TEXAS	01-07-17	*	38	8-15	.533	3-7	.429	3-4	.750	3	7	10	5.1	0	6	0	0	2	22	14.9
at Oklahoma State	01-11-17	*	39	10-16	.625	4-5	.800	6-6	1.000	2	3	5	5.1	0	5	0	0	4	30	15.9
at TCU	01-14-17	*	35	4-14	.286	0-2	.000	1-1	1.000	2	2	4	5.0	3	8	0	0	3	9	15.5
KANSAS	01-16-17	*	40	9-15	.600	3-4	.750	2-2	1.000	2	5	7	5.1	2	7	3	1	4	23	15.9
Totals		17	567	105-221	.475	27-65	.415	34-42	.810	20	67	87	5.1	24	100	19	3	25	271	15.9

Games played: 17
Minutes/game: 33.4
Points/game: 15.9
FG Pct: 47.5
3FG Pct: 41.5
FT Pct: 81.0

Rebounds/game: 5.1
Assists/game: 5.9
Turnovers/game: 1.1
Assist/turnover ratio: 5.3
Steals/game: 1.5
Blocks/game: 0.2

2016-17 Cyclone Basketball
Iowa State Individual Game-by-Game (as of Jan 16, 2017)
All games

#13 Long, Jakolby

Opponent	Date	gs	min	Total		3-Pointers		Free throws		Rebounds				pf	a	t/o	blk	stl	pts	avg
				fg-fga	pct	3fg-fga	pct	ft-fa	pct	off	def	tot	avg							
SAVANNAH STATE	11-11-16		9	2-5	.400	2-3	.667	0-0	.000	0	2	2	2.0	1	1	1	0	0	6	6.0
MOUNT ST. MARY'S	11-14-16		2	0-1	.000	0-0	.000	0-0	.000	0	0	0	1.0	0	0	0	0	0	0	3.0
THE CITADEL	11-20-16		14	1-4	.250	0-2	.000	0-0	.000	2	3	5	2.3	0	0	0	0	1	2	2.7
OMAHA	12-05-16		8	1-4	.250	1-1	1.000	0-0	.000	1	1	2	2.3	0	0	0	0	0	3	2.8
MISS. VALLEY STATE	12-20-16		3	0-0	.000	0-0	.000	0-0	.000	0	0	0	1.8	0	0	0	0	0	0	2.2
Totals		0	36	4-14	.286	3-6	.500	0-0	.000	3	6	9	1.8	1	1	1	0	1	11	2.2

Games played: 5
Minutes/game: 7.2
Points/game: 2.2
FG Pct: 28.6
3FG Pct: 50.0

Rebounds/game: 1.8
Assists/game: 0.2
Turnovers/game: 0.2
Assist/turnover ratio: 1.0
Steals/game: 0.2

#15 Mitrou-Long, Naz

Opponent	Date	gs	min	Total		3-Pointers		Free throws		Rebounds				pf	a	t/o	blk	stl	pts	avg
				fg-fga	pct	3fg-fga	pct	ft-fa	pct	off	def	tot	avg							
SAVANNAH STATE	11-11-16	*	24	8-15	.533	2-8	.250	0-0	.000	2	8	10	10.0	2	7	3	0	2	18	18.0
MOUNT ST. MARY'S	11-14-16	*	28	2-10	.200	1-4	.250	3-3	1.000	0	6	6	8.0	1	1	1	0	2	8	13.0
THE CITADEL	11-20-16	*	21	11-19	.579	2-7	.286	2-3	.667	1	6	7	7.7	0	6	0	0	0	26	17.3
vs Indiana State	11-24-16	*	34	3-12	.250	2-7	.286	5-6	.833	3	1	4	6.8	1	1	1	0	1	13	16.3
vs Miami	11-25-16	*	35	4-13	.308	2-9	.222	0-0	.000	0	5	5	6.4	1	3	2	0	1	10	15.0
vs Gonzaga	11-27-16	*	34	5-12	.417	4-9	.444	2-2	1.000	1	8	9	6.8	3	2	2	0	0	16	15.2
CINCINNATI	12-01-16	*	37	0-7	.000	0-5	.000	0-0	.000	1	1	2	6.1	1	1	1	0	1	0	13.0
OMAHA	12-05-16	*	24	5-9	.556	1-5	.200	0-0	.000	1	4	5	6.0	0	3	2	0	0	11	12.8
at Iowa	12-08-16	*	26	3-8	.375	2-6	.333	2-2	1.000	1	0	1	5.4	4	0	2	0	2	10	12.4
vs Drake	12-17-16	*	34	14-18	.778	8-12	.667	1-2	.500	2	4	6	5.5	1	5	1	0	1	37	14.9
MISS. VALLEY STATE	12-20-16	*	34	6-10	.600	6-9	.667	1-2	.500	0	4	4	5.4	2	4	2	1	1	19	15.3
TEXAS TECH	12-30-16	*	35	6-12	.500	1-7	.143	6-6	1.000	0	4	4	5.3	1	0	3	0	0	19	15.6
at Baylor	01-04-17	*	36	7-11	.636	3-6	.500	0-0	.000	1	3	4	5.2	2	3	0	0	0	17	15.7
TEXAS	01-07-17	*	36	4-11	.364	3-8	.375	0-0	.000	0	1	1	4.9	0	4	3	0	1	11	15.4
at Oklahoma State	01-11-17	*	34	6-11	.545	1-5	.200	4-7	.571	1	5	6	4.9	4	4	1	0	0	17	15.5
at TCU	01-14-17	*	35	7-12	.583	3-5	.600	2-2	1.000	0	3	3	4.8	2	3	3	0	0	19	15.7
KANSAS	01-16-17	*	31	7-13	.538	3-9	.333	1-2	.500	0	2	2	4.6	3	3	1	0	2	18	15.8
Totals		17	538	98-203	.483	44-121	.364	29-37	.784	14	65	79	4.6	28	50	28	1	14	269	15.8

Games played: 17
Minutes/game: 31.6
Points/game: 15.8
FG Pct: 48.3
3FG Pct: 36.4
FT Pct: 78.4

Rebounds/game: 4.6
Assists/game: 2.9
Turnovers/game: 1.6
Assist/turnover ratio: 1.8
Steals/game: 0.8
Blocks/game: 0.1

2016-17 Cyclone Basketball
Iowa State Individual Game-by-Game (as of Jan 16, 2017)
All games

#21 Thomas, Matt

Opponent	Date	gs	min	Total		3-Pointers		Free throws		Rebounds				pf	a	t/o	blk	stl	pts	avg	
				fg-fga	pct	3fg-fga	pct	ft-fta	pct	off	def	tot	avg								
SAVANNAH STATE	11-11-16	*	25	5-14	.357	2-8	.250	2-2	1.000	1	5	6	6.0	2	3	2	0	1	14	14.0	
MOUNT ST. MARY'S	11-14-16	*	30	6-12	.500	1-5	.200	0-0	.000	0	5	5	5.5	1	2	2	0	0	13	13.5	
THE CITADEL	11-20-16	*	24	6-9	.667	4-5	.800	2-2	1.000	1	4	5	5.3	0	1	0	0	0	18	15.0	
vs Indiana State	11-24-16	*	33	2-10	.200	2-5	.400	4-4	1.000	1	3	4	5.0	0	1	0	0	1	10	13.8	
vs Miami	11-25-16	*	30	4-7	.571	2-3	.667	2-3	.667	2	2	4	4.8	2	2	2	0	2	12	13.4	
vs Gonzaga	11-27-16	*	29	1-6	.167	0-4	.000	0-0	.000	0	2	2	4.3	0	1	1	0	0	2	11.5	
CINCINNATI	12-01-16	*	35	5-11	.455	3-8	.375	0-0	.000	1	6	7	4.7	2	0	3	0	4	13	11.7	
OMAHA	12-05-16	*	23	3-7	.429	2-5	.400	0-0	.000	0	7	7	5.0	3	2	1	0	0	8	11.3	
at Iowa	12-08-16	*	25	6-14	.429	2-7	.286	0-0	.000	1	5	6	5.1	4	0	0	0	1	14	11.6	
vs Drake	12-17-16	*	34	2-11	.182	2-7	.286	0-0	.000	0	7	7	5.3	1	5	0	1	1	6	11.0	
MISS. VALLEY STATE	12-20-16	*	33	9-14	.643	3-7	.429	2-2	1.000	1	7	8	5.5	1	0	1	0	0	23	12.1	
TEXAS TECH	12-30-16	*	18	1-2	.500	1-2	.500	5-5	1.000	0	2	2	5.3	1	0	1	0	0	8	11.8	
at Baylor	01-04-17	*	34	2-8	.250	2-6	.333	0-0	.000	1	2	3	5.1	0	2	0	0	2	6	11.3	
TEXAS	01-07-17	*	30	2-6	.333	1-3	.333	0-0	.000	1	0	1	4.8	0	3	2	0	4	5	10.9	
at Oklahoma State	01-11-17	*	32	7-12	.583	4-9	.444	1-2	.500	1	3	4	4.7	3	2	0	0	3	19	11.4	
at TCU	01-14-17	*	30	4-7	.571	2-5	.400	0-0	.000	2	3	5	4.8	2	1	2	1	1	10	11.3	
KANSAS	01-16-17	*	33	2-5	.400	2-5	.400	0-0	.000	0	0	0	4.5	0	0	1	0	1	6	11.0	
Totals			17	498	67-155	.432	35-94	.372	18-20	.900	13	63	76	4.5	22	25	18	2	21	187	11.0

Games played: 17
Minutes/game: 29.3
Points/game: 11.0
FG Pct: 43.2
3FG Pct: 37.2
FT Pct: 90.0

Rebounds/game: 4.5
Assists/game: 1.5
Turnovers/game: 1.1
Assist/turnover ratio: 1.4
Steals/game: 1.2
Blocks/game: 0.1

#23 Greder, Wes

Opponent	Date	gs	min	Total		3-Pointers		Free throws		Rebounds				pf	a	t/o	blk	stl	pts	avg
				fg-fga	pct	3fg-fga	pct	ft-fta	pct	off	def	tot	avg							
SAVANNAH STATE	11-11-16		2	0-0	.000	0-0	.000	0-0	.000	0	0	0	0.0	0	0	0	1	0	0	0.0
MOUNT ST. MARY'S	11-14-16		2	0-1	.000	0-1	.000	0-0	.000	1	0	1	0.5	0	0	0	0	0	0	0.0
THE CITADEL	11-20-16		3	0-0	.000	0-0	.000	0-2	.000	0	2	2	1.0	0	0	0	0	0	0	0.0
OMAHA	12-05-16		2	0-0	.000	0-0	.000	0-1	.000	0	0	0	0.8	0	0	0	0	0	0	0.0
MISS. VALLEY STATE	12-20-16		2	0-2	.000	0-2	.000	0-0	.000	0	0	0	0.6	0	0	0	0	0	0	0.0
Totals			0	11	0-3	.000	0-3	.000	0-3	.000	1	2	3	0.6	0	0	0	1	0	0.0

Games played: 5
Minutes/game: 2.2
FG Pct: 0.0
3FG Pct: 0.0
FT Pct: 0.0

Rebounds/game: 0.6
Blocks/game: 0.2

2016-17 Cyclone Basketball
Iowa State Individual Game-by-Game (as of Jan 16, 2017)
All games

#24 Nezelek, Stuart

Opponent	Date	gs	min	Total		3-Pointers		Free throws		Rebounds				pf	a	t/o	blk	stl	pts	avg
				fg-fga	pct	3fg-fga	pct	ft-fta	pct	off	def	tot	avg							
SAVANNAH STATE	11-11-16		2	1-1	1.000	0-0	.000	0-0	.000	0	1	1	1.0	0	1	0	0	0	2	2.0
MOUNT ST. MARY'S	11-14-16		2	0-0	.000	0-0	.000	0-0	.000	0	0	0	0.5	0	0	0	0	0	0	1.0
THE CITADEL	11-20-16		3	1-3	.333	0-0	.000	0-0	.000	1	0	1	0.7	0	0	0	0	1	2	1.3
OMAHA	12-05-16		2	0-1	.000	0-0	.000	2-2	1.000	0	1	1	0.8	0	0	0	0	0	2	1.5
Totals		0	9	2-5	.400	0-0	.000	2-2	1.000	1	2	3	0.8	0	1	0	0	1	6	1.5

Games played: 4
Minutes/game: 2.3
Points/game: 1.5
FG Pct: 40.0
FT Pct: 100.0

Rebounds/game: 0.8
Assists/game: 0.3
Assist/turnover ratio: 99.9
Steals/game: 0.3

#30 Burton, Deonte

Opponent	Date	gs	min	Total		3-Pointers		Free throws		Rebounds				pf	a	t/o	blk	stl	pts	avg
				fg-fga	pct	3fg-fga	pct	ft-fta	pct	off	def	tot	avg							
SAVANNAH STATE	11-11-16	*	19	3-7	.429	0-1	.000	1-2	.500	2	7	9	9.0	1	2	5	1	2	7	7.0
MOUNT ST. MARY'S	11-14-16	*	27	5-9	.556	0-0	.000	0-0	.000	1	12	13	11.0	2	1	3	1	2	10	8.5
THE CITADEL	11-20-16	*	17	3-7	.429	0-1	.000	1-2	.500	0	3	3	8.3	3	2	0	2	2	7	8.0
vs Indiana State	11-24-16	*	26	4-15	.267	0-4	.000	2-4	.500	3	4	7	8.0	2	1	3	0	2	10	8.5
vs Miami	11-25-16	*	35	8-16	.500	2-2	1.000	3-3	1.000	2	5	7	7.8	2	0	1	1	1	21	11.0
vs Gonzaga	11-27-16	*	36	13-24	.542	3-5	.600	0-0	.000	4	8	12	8.5	3	0	1	2	0	29	14.0
CINCINNATI	12-01-16	*	30	4-13	.308	1-3	.333	0-0	.000	5	3	8	8.4	3	0	0	0	0	9	13.3
OMAHA	12-05-16	*	18	8-11	.727	3-3	1.000	1-2	.500	0	2	2	7.6	2	0	1	3	3	20	14.1
at Iowa	12-08-16	*	30	5-13	.385	0-3	.000	0-0	.000	3	5	8	7.7	3	2	2	0	1	10	13.7
vs Drake	12-17-16	*	25	1-9	.111	0-1	.000	5-8	.625	3	7	10	7.9	4	3	1	2	1	7	13.0
MISS. VALLEY STATE	12-20-16	*	22	3-5	.600	0-0	.000	2-2	1.000	2	7	9	8.0	2	3	2	0	2	8	12.5
TEXAS TECH	12-30-16	*	15	2-11	.182	0-3	.000	2-2	1.000	2	1	3	7.6	3	1	1	0	0	6	12.0
at Baylor	01-04-17	*	17	5-13	.385	1-1	1.000	0-0	.000	2	2	4	7.3	4	0	1	0	2	11	11.9
TEXAS	01-07-17	*	33	12-17	.706	3-4	.750	0-3	.000	1	4	5	7.1	4	3	4	2	2	27	13.0
at Oklahoma State	01-11-17	*	27	5-12	.417	1-2	.500	1-1	1.000	2	4	6	7.1	4	4	3	3	2	12	12.9
at TCU	01-14-17	*	33	1-10	.100	0-3	.000	3-4	.750	0	5	5	6.9	2	2	2	1	2	5	12.4
KANSAS	01-16-17	*	34	9-21	.429	1-6	.167	2-4	.500	1	4	5	6.8	2	0	3	3	1	21	12.9
Totals			17	444	91-213	.427	15-42	.357	23-37	.622	33	83	116	6.8	46	24	33	21	220	12.9

Games played: 17
Minutes/game: 26.1
Points/game: 12.9
FG Pct: 42.7
3FG Pct: 35.7
FT Pct: 62.2

Rebounds/game: 6.8
Assists/game: 1.4
Turnovers/game: 1.9
Assist/turnover ratio: 0.7
Steals/game: 1.5
Blocks/game: 1.2

2016-17 Cyclone Basketball
Iowa State Individual Game-by-Game (as of Jan 16, 2017)
All games

#33 Young, Solomon

Opponent	Date	gs	min	Total		3-Pointers		Free throws		Rebounds				pf	a	t/o	blk	stl	pts	avg
				fg-fga	pct	3fg-fga	pct	ft-fta	pct	off	def	tot	avg							
SAVANNAH STATE	11-11-16	14	14	5-6	.833	0-0	.000	1-4	.250	1	4	5	5.0	5	0	2	1	0	11	11.0
MOUNT ST. MARY'S	11-14-16	11	11	1-3	.333	0-1	.000	1-1	1.000	2	4	6	5.5	4	0	1	2	0	3	7.0
THE CITADEL	11-20-16	20	20	5-6	.833	0-0	.000	2-2	1.000	2	3	5	5.3	2	0	1	0	0	12	8.7
OMAHA	12-05-16	16	16	3-4	.750	0-0	.000	0-0	.000	3	2	5	5.3	1	0	1	2	2	6	8.0
at Iowa	12-08-16	14	14	1-2	.500	0-0	.000	2-2	1.000	1	1	2	4.6	1	0	0	0	1	4	7.2
vs Drake	12-17-16	3	3	0-0	.000	0-0	.000	0-1	.000	0	0	0	3.8	0	0	0	0	0	0	6.0
MISS. VALLEY STATE	12-20-16	15	15	3-5	.600	0-0	.000	2-4	.500	4	3	7	4.3	2	0	2	1	0	8	6.3
TEXAS TECH	12-30-16	16	16	0-3	.000	0-1	.000	0-0	.000	2	0	2	4.0	1	0	0	0	0	0	5.5
at Baylor	01-04-17	12	12	2-3	.667	1-1	1.000	0-0	.000	0	0	0	3.6	4	0	0	0	0	5	5.4
TEXAS	01-07-17	6	6	1-1	1.000	0-0	.000	0-0	.000	1	1	2	3.4	2	0	0	0	0	2	5.1
at Oklahoma State	01-11-17	8	8	1-2	.500	0-0	.000	1-1	1.000	0	0	0	3.1	0	0	1	0	1	3	4.9
at TCU	01-14-17	3	3	0-0	.000	0-0	.000	0-0	.000	0	0	0	2.8	0	0	0	0	0	0	4.5
KANSAS	01-16-17	6	6	1-1	1.000	0-0	.000	0-0	.000	0	0	0	2.6	2	0	0	0	0	2	4.3
Totals		0	144	23-36	.639	1-3	.333	9-15	.600	16	18	34	2.6	24	0	8	6	4	56	4.3

Games played: 13
Minutes/game: 11.1
Points/game: 4.3
FG Pct: 63.9
3FG Pct: 33.3
FT Pct: 60.0

Rebounds/game: 2.6
Turnovers/game: 0.6
Steals/game: 0.3
Blocks/game: 0.5

#TM TEAM

Opponent	Date	gs	min	Total		3-Pointers		Free throws		Rebounds				pf	a	t/o	blk	stl	pts	avg
				fg-fga	pct	3fg-fga	pct	ft-fta	pct	off	def	tot	avg							
SAVANNAH STATE	11-11-16	0	0	0-0	.000	0-0	.000	0-0	.000	2	0	2	2.0	0	0	0	0	0	0	0.0
MOUNT ST. MARY'S	11-14-16	0	0	0-0	.000	0-0	.000	0-0	.000	1	1	2	2.0	0	0	0	0	0	0	0.0
THE CITADEL	11-20-16	0	0	0-0	.000	0-0	.000	0-0	.000	0	0	0	1.3	0	0	0	0	0	0	0.0
vs Indiana State	11-24-16	0	0	0-0	.000	0-0	.000	0-0	.000	4	1	5	2.3	0	0	1	0	0	0	0.0
vs Miami	11-25-16	0	0	0-0	.000	0-0	.000	0-0	.000	1	2	3	2.4	0	0	0	0	0	0	0.0
vs Gonzaga	11-27-16	0	0	0-0	.000	0-0	.000	0-0	.000	1	0	1	2.2	0	0	1	0	0	0	0.0
CINCINNATI	12-01-16	0	0	0-0	.000	0-0	.000	0-0	.000	0	3	3	2.3	0	0	1	0	0	0	0.0
OMAHA	12-05-16	0	0	0-0	.000	0-0	.000	0-0	.000	2	1	3	2.4	0	0	0	0	0	0	0.0
at Iowa	12-08-16	0	0	0-0	.000	0-0	.000	0-0	.000	2	2	4	2.6	0	0	0	0	0	0	0.0
vs Drake	12-17-16	0	0	0-0	.000	0-0	.000	0-0	.000	1	1	2	2.5	0	0	0	0	0	0	0.0
MISS. VALLEY STATE	12-20-16	0	0	0-0	.000	0-0	.000	0-0	.000	3	2	5	2.7	0	0	0	0	0	0	0.0
TEXAS TECH	12-30-16	0	0	0-0	.000	0-0	.000	0-0	.000	0	0	0	2.5	0	0	0	0	0	0	0.0
at Baylor	01-04-17	0	0	0-0	.000	0-0	.000	0-0	.000	1	1	2	2.5	0	0	0	0	0	0	0.0
TEXAS	01-07-17	0	0	0-0	.000	0-0	.000	0-0	.000	2	1	3	2.5	0	0	0	0	0	0	0.0
at Oklahoma State	01-11-17	0	0	0-0	.000	0-0	.000	0-0	.000	5	0	5	2.7	0	0	1	0	0	0	0.0
at TCU	01-14-17	0	0	0-0	.000	0-0	.000	0-0	.000	5	1	6	2.9	0	0	0	0	0	0	0.0
KANSAS	01-16-17	0	0	0-0	.000	0-0	.000	0-0	.000	2	1	3	2.9	0	0	0	0	0	0	0.0
Totals		0	0	0-0	.000	0-0	.000	0-0	.000	32	17	49	2.9	0	0	4	0	0	0	0.0

Games played: 17

Rebounds/game: 2.9
Turnovers/game: 0.2